

Passenger Environment Survey January 1, 2008 - March 31, 2009

Station Results		F		System-Wide		Diff. (%None & Light)	
		<i>Surveyed Before Morning Peak</i>	<i>Surveyed After Morning Peak</i>	<i>Surveyed Before Morning Peak</i>	<i>Surveyed After Morning Peak</i>	<i>Surveyed Before Morning Peak</i>	<i>Surveyed After Morning Peak</i>
Litter Conditions in Stations <i>Presence of Litter</i>	<i>Includes Trackbed component</i>	None	14%	6%	16%	6%	-3% 4%
		Light	60%	55%	61%	51%	
		Moderate	25%	36%	22%	40%	
		Heavy	1%	3%	2%	3%	
	<i>Measured without trackbed component</i>	None	41%	23%	45%	19%	-2% 0%
		Light	41%	48%	40%	52%	
		Moderate	16%	26%	14%	26%	
		Heavy	1%	3%	2%	3%	
Floor and Seat Cleanliness Conditions in Stations <i>Degree of Dirtiness</i>		None	44%	39%	44%	30%	1% -2%
	Light	43%	34%	41%	45%		
	Moderate	13%	23%	13%	22%		
	Heavy	0%	4%	1%	3%		
Graffiti Conditions in Stations <i>Presence of Graffiti</i>		None	81%		81%		0%
	Light	19%		19%			
	Moderate	0%		0%			
	Heavy	0%		0%			

Subway Car Results		F		System-Wide		Diff. (%None & Light)	
		<i>at Terminal</i>	<i>in Service</i>	<i>at Terminal</i>	<i>in Service</i>	<i>at Terminal</i>	<i>in Service</i>
Litter Conditions in Cars <i>Presence of Litter</i>	None	74%	47%	80%	61%	-2% -4%	
	Light	21%	40%	17%	30%		
	Moderate	0%	1%	0%	1%		
	Heavy	5%	12%	2%	8%		
Cleanliness of Car Floors and Seats <i>Degree of Dirtiness</i>	None	80%	56%	87%	75%	-3% -10%	
	Light	13%	25%	10%	16%		
	Moderate	1%	6%	1%	1%		
	Heavy	5%	13%	2%	8%		
Climate Control Conditions in Cars % of cars with average interior temp. between 58F and 78F		99%		97%		2%	

Note: Difference of ± 6% is considered statistically significant

Report Date 06/22/2009
 Report Time 03:57 PM
 Requested by BKERSHAW

**Metropolitan Transportation Authority / New York City Transit
 Capital Asset Management System**

ASSET PROJECT REPORT

Borough	PSR Date History	JUN 2009	Asset Category	Station
Line	Design Start (start)		Asset Description	
Division	Design Start (end)		Project Description	
Community Board	Award Date (start)		FTA Asset	
City Council	Award Date (end)		FTA Project	
State Assembly District	Compl. Date (start)		Project PSE	
State Senate Dist. 25	Compl. Date (end)		Maintaining RC	
Congresional District	Project Budget (min)		Capital Program	
Manager Type	Project Budget (max)		MTA Category	
Manager Name	Program Number		Track Access	
	Project Number		Linear Assets	

Description	Asset Category	Borough	Line	Division
Broadway-Lafayette	Station	M	6AV	IND

Planning Num	PSE Num	Description	Asset Category	Award	Completion	Project Total
ST04-5546	A35943	ADA:BwyLafayette-Bleecker	Station	07/31/08	11/30/11	\$17,688,531
ST09-5250	A35926	X-fer: Bway-Laf-Bleecker	Station	07/31/08	11/30/11	\$81,422,727
ST17-6862	A36077	Panic Bars @ 277 Locs	Station	09/18/06	12/29/06	\$2,205,015
ST17-6862	A36076	Panic Bars System-wide	Station	02/28/06	05/30/07	\$26,404,076
MW17-5969	W32652	ATM NtwrkSys:B Div253Stns	Communications Room	12/30/04	11/30/10	\$90,786,187
ST17-5390	A33786	Purchase Talk-Back System	Station Agent Booth	07/31/03	10/30/04	\$1,927,219
ST06-5831	A35907	Station Signage	Signage	05/02/02	09/30/05	\$3,896,788
ST18-6331	C43010	Comm Rm Power,Ventilation	Communications Room	07/31/01	12/31/02	\$6,383,685
TR01-5801	C32347	CCTV: 98 Platform Edges	Station CCTV: Platform	12/28/00	04/30/03	\$9,575,179
MW17-5968	W32648	Data Net: SONET&IRT-ATM	Communications Room	08/01/00	10/31/09	\$215,496,628
SS02-5968	C33244	Abatement:Data NetI-Sonet	Manholes	06/30/00	08/30/05	\$8,614,839
TR01-4985	C32360	CCTV:Curved Platfrm Edges	Station CCTV: Platform	12/29/94	11/30/98	\$6,901,260
ST10-4239	C34348	New Token Booth Locks	Station Agent Booth	12/29/94	12/31/97	\$3,375,319
ST07-4773	A35730	Rehab: Bway-Lafayette/6AV	Station	12/30/93	12/23/97	\$13,744,254
RC03-4254	W32612	AFC Communications	Station	12/22/92	06/30/97	\$7,810,345
RC08-4759	A33715	1992 Pwr Upgd:16 Stations	Station	11/30/92	12/31/01	\$15,927,604
PL01-3036	C32054	Station Security:Subway	Station	09/23/87	07/23/90	\$12,223,196
PL01-2889	S32060	Stn Security:CCTV/Annun	Station CCTV: Security	07/01/87	04/04/91	\$6,021,799
TR01-1305	S32269	Station PA System-Ph III	Station PA System	09/26/83	11/30/90	\$8,962,282
ST06-0592	A30598	75 Stations	Signage	12/06/82	09/26/86	\$2,362,095
PL03-1624	A33613	119 Sta:OHWA's/Annun	Station	07/29/82	11/06/87	\$7,408,759

Description	Asset Category	Borough	Line	Division
2 Av	Station	M	6AV	IND

Planning Num	PSE Num	Description	Asset Category	Award	Completion	Project Total
ST17-6862	A36077	Panic Bars @ 277 Locs	Station	09/18/06	12/29/06	\$2,205,015
ST17-6862	A36076	Panic Bars System-wide	Station	02/28/06	05/30/07	\$26,404,076
ST17-6827	A36062	Talk-Back: 164 Booths	Control Areas	05/31/05	08/31/06	\$5,801,335
MW17-5969	W32652	ATM NtwrkSys:B Div253Stns	Communications Room	12/30/04	11/30/10	\$90,786,187
SS02-5205	C34719	Asbestos Abate Priority V	Station	08/22/02	01/14/06	\$8,984,027
EN12-5452	C33249	6Av Line Terminal Upgrade	Station	10/01/00	08/30/01	\$11,222,298
MW57-5452	C34566	Emp Facil: 2nd Av Sta-6AV	Employee Facility Loc	09/02/00		\$5,224,694
ST18-6018	C43001	Comm Rooms:40 Locations	Communications Room	12/08/99	10/18/02	\$14,998,399
SS04-5438	C35101	Standpipe Systems: 1999	Standpipes	12/03/99	04/30/01	\$2,919,571
MW36-4864	E34359	Upgrade Lighting: 29 Stns	Station Lighting	07/31/97	10/30/01	\$28,730,588
ST10-4239	C34348	New Token Booth Locks	Station Agent Booth	12/29/94	12/31/97	\$3,375,319
ST06-4679	A35804	1994 Stn Signage Initiatv	Signage	12/28/94	05/09/97	\$2,914,889
RC03-4254	W32612	AFC Communications	Station	12/22/92	06/30/97	\$7,810,345
RC08-4759	A33715	1992 Pwr Upgd:16 Stations	Station	11/30/92	12/31/01	\$15,927,604
ST01-3964	A33449	Sta.Concession Developmt	Station	08/30/91	01/15/93	\$4,463,850
PL01-3036	C32054	Station Security:Subway	Station	09/23/87	07/23/90	\$12,223,196
PL01-2886	C32057	Stn Security:234 Mirrors	Station	04/23/85	04/17/87	\$793,052
TR01-1305	S32269	Station PA System-Ph III	Station PA System	09/26/83	11/30/90	\$8,962,282
ST06-0592	A30598	75 Stations	Signage	12/06/82	09/26/86	\$2,362,095
PL03-1624	A33613	119 Sta:OHWA's/Annun	Station	07/29/82	11/06/87	\$7,408,759

Description	Asset Category	Borough	Line	Division
Delancey St	Station	M	6AV	IND

Planning Num	PSE Num	Description	Asset Category	Award	Completion	Project Total
ST17-6862	A36077	Panic Bars @ 277 Locs	Station	09/18/06	12/29/06	\$2,205,015
ST17-6862	A36076	Panic Bars System-wide	Station	02/28/06	05/30/07	\$26,404,076
ST17-6827	A36062	Talk-Back: 164 Booths	Control Areas	05/31/05	08/31/06	\$5,801,335
MW17-5969	W32652	ATM NtwrkSys:B Div253Stns	Communications Room	12/30/04	11/30/10	\$90,786,187
MW12-5829	A35922	Water Cond Remedy: 2002	Station	12/31/01	03/20/04	\$3,187,551
ST18-6331	C43010	Comm Rm Power,Ventilation	Communications Room	07/31/01	12/31/02	\$6,383,685
ST07-4673	A35817	Rehab: Delancey St / 6AV	Station	12/28/00	07/31/04	\$20,928,519
MW17-5968	W32648	Data Net: SONET&IRT-ATM	Communications Room	08/01/00	10/31/09	\$215,496,628
SS02-5968	C33244	Abatement:Data Netl-Sonet	Manholes	06/30/00	08/30/05	\$8,614,839
TR02-5157	W34503	Upgr RTO Radio Base Stns	Base Station: Subways	12/31/97	02/28/10	\$15,582,763
MW03-4251	E34002	17 Escalators System-wide	Station Escalator	12/12/96	03/12/01	\$43,345,511
PL09-5003	C34361	Stn Stairway Remvls:8 Stn	Station	12/28/95	09/24/97	\$2,870,402
TR02-4451	A34355	Rehab Delancy/6th;155/8th	Station	04/14/95	04/01/96	\$3,877,051
ST10-4239	C34348	New Token Booth Locks	Station Agent Booth	12/29/94	12/31/97	\$3,375,319
ST06-4679	A35804	1994 Stn Signage Initiatv	Signage	12/28/94	05/09/97	\$2,914,889
MW36-4736	E34341	Lighting-8AV,6AV,BW7,JER	Station Lighting	12/28/93	12/31/98	\$14,662,786
RC03-4057	A33696-1	AFC:Eqp69Stns;Trnst146Stn	Control Areas	07/26/91	01/16/95	\$91,949,193
PL01-3036	C32054	Station Security:Subway	Station	09/23/87	07/23/90	\$12,223,196
PL01-2886	C32057	Stn Security:234 Mirrors	Station	04/23/85	04/17/87	\$793,052
TR01-1305	S32269	Station PA System-Ph III	Station PA System	09/26/83	11/30/90	\$8,962,282
ST06-0592	A30598	75 Stations	Signage	12/06/82	09/26/86	\$2,362,095
PL03-1624	A33613	119 Sta:OHWA's/Annun	Station	07/29/82	11/06/87	\$7,408,759
ST05-0595	A30583	80 Stations	Station	03/16/81		\$709,866
MW02-0097	A30246	Auto Treadle Esc- 22 Esc	Station Escalator	11/29/77		\$578,060

Description	Asset Category	Borough	Line	Division
East Broadway	Station	M	6AV	IND

Planning Num	PSE Num	Description	Asset Category	Award	Completion	Project Total
MW17-6061	W32678	SAM-52 Locations	Communications Room	12/26/06	06/30/09	\$19,602,719
ST17-6862	A36077	Panic Bars @ 277 Locs	Station	09/18/06	12/29/06	\$2,205,015
ST17-6862	A36076	Panic Bars System-wide	Station	02/28/06	05/30/07	\$26,404,076
ST17-6827	A36062	Talk-Back: 164 Booths	Control Areas	05/31/05	08/31/06	\$5,801,335
RC08-4759	A33718	Pwr Upgrde: E Bway,6AV Ln	Station	06/16/04	09/26/05	\$1,258,062
MW01-6620	C34747	Control ROW Access, Ph 2	Station Security Booth	04/01/03	07/31/05	\$11,303,565
SS02-5205	C34719	Asbestos Abate Priority V	Station	08/22/02	01/14/06	\$8,984,027
MW12-5829	A35922	Water Cond Remedy: 2002	Station	12/31/01	03/20/04	\$3,187,551
ST18-6041	C43005	Comm Rooms: 15 Locs(JOC)	Communications Room	04/23/99	12/31/00	\$3,012,859
SS04-5378	C34381	Standpipe Systems: 1997	Standpipes	12/31/97	12/30/99	\$3,816,456
MW04-5751	E30274	Install: CPS Switches	Station Escalator	12/15/97	09/15/98	\$424,322
MW36-4864	E34359	Upgrade Lighting: 29 Stns	Station Lighting	07/31/97	10/30/01	\$28,730,588
TR01-4985	C32360	CCTV:Curved Platfrm Edges	Station CCTV: Platform	12/29/94	11/30/98	\$6,901,260
ST10-4239	C34348	New Token Booth Locks	Station Agent Booth	12/29/94	12/31/97	\$3,375,319
ST06-4679	A35804	1994 Stn Signage Initiatv	Signage	12/28/94	05/09/97	\$2,914,889
RC03-4254	W32612	AFC Communications	Station	12/22/92	06/30/97	\$7,810,345
RC08-4759	A33715	1992 Pwr Upgd:16 Stations	Station	11/30/92	12/31/01	\$15,927,604
PL01-3036	C32054	Station Security:Subway	Station	09/23/87	07/23/90	\$12,223,196
PL01-2889	S32060	Stn Security:CCTV/Annun	Station CCTV: Security	07/01/87	04/04/91	\$6,021,799
PL01-2888	C32059	Stn Security:ClosureWalls	Station	03/12/86	04/29/87	\$780,257
PL01-2886	C32057	Stn Security:234 Mirrors	Station	04/23/85	04/17/87	\$793,052
TR01-1305	S32269	Station PA System-Ph III	Station PA System	09/26/83	11/30/90	\$8,962,282
ST06-0592	A30598	75 Stations	Signage	12/06/82	09/26/86	\$2,362,095
PL03-1624	A33613	119 Sta:OHWA's/Annun	Station	07/29/82	11/06/87	\$7,408,759
MW03-0108	E30261	Escal Repl: 4 locs	Station Escalator	12/18/81	07/30/84	\$2,487,850
ST05-0595	A30583	80 Stations	Station	03/16/81		\$709,866
MW02-0097	A30246	Auto Treadle Esc- 22 Esc	Station Escalator	11/29/77		\$578,060

Description	Asset Category	Borough	Line	Division
York St	Station	Bk	6AV	IND

Planning Num	PSE Num	Description	Asset Category	Award	Completion	Project Total
ST12-7224	W32697	PA/CIS: 44 Stns: Cabinets	Station PA System	12/31/09		\$9,762,000
ST12-7224	W32696	PA/CIS: 44 Stns: Cables	Station PA System	09/30/08	11/30/10	\$26,935,855
MW17-6061	W32678	SAM-52 Locations	Communications Room	12/26/06	06/30/09	\$19,602,719
ST17-6862	A36076	Panic Bars System-wide	Station	02/28/06	05/30/07	\$26,404,076
MW01-6620	C34747	Control ROW Access, Ph 2	Station Security Booth	04/01/03	07/31/05	\$11,303,565
SS02-5205	C34719	Asbestos Abate Priority V	Station	08/22/02	01/14/06	\$8,984,027
ST06-5831	A35907	Station Signage	Signage	05/02/02	09/30/05	\$3,896,788
MW36-4737	C34728	Lighting Upgrade: 4 Stns	Station Lighting	11/30/01	02/27/04	\$5,550,156
ST18-6040	C43004	Comm Rooms: 36 Locs (JOC)	Communications Room	04/21/99	12/31/00	\$6,903,104
SS04-4933	C34363	Standpipe Systems: 6 Sta	Standpipes	12/21/95	12/29/97	\$4,593,094
ST10-4239	C34348	New Token Booth Locks	Station Agent Booth	12/29/94	12/31/97	\$3,375,319
ST06-4679	A35804	1994 Stn Signage Initiatv	Signage	12/28/94	05/09/97	\$2,914,889
RC08-4938	A33743	AFC:16 Sta-PRP,FUL,BRT	Station	12/30/93	12/31/98	\$12,303,956
RC03-4254	W32612	AFC Communications	Station	12/22/92	06/30/97	\$7,810,345
PL01-3036	C32054	Station Security:Subway	Station	09/23/87	07/23/90	\$12,223,196
PL01-2886	C32057	Stn Security:234 Mirrors	Station	04/23/85	04/17/87	\$793,052
TR01-0772	S32268	Route Request Buttons	Station	04/12/84	05/27/87	\$3,480,009
ST06-0592	A30598	75 Stations	Signage	12/06/82	09/26/86	\$2,362,095
PL01-2214	A33604	51 Stas:Annunctr&OHWA's	Station	02/24/82	02/05/86	\$1,355,241
ST05-0595	A30583	80 Stations	Station	03/16/81		\$709,866

Description	Asset Category	Borough	Line	Division
Bergen St	Station	Bk	6AV	IND

Planning Num	PSE Num	Description	Asset Category	Award	Completion	Project Total
ST17-6862	A36077	Panic Bars @ 277 Locs	Station	09/18/06	12/29/06	\$2,205,015
ST17-6862	A36076	Panic Bars System-wide	Station	02/28/06	05/30/07	\$26,404,076
ST17-6827	A36062	Talk-Back: 164 Booths	Control Areas	05/31/05	08/31/06	\$5,801,335
MW17-5969	W32652	ATM NtwrkSys:B Div253Stns	Communications Room	12/30/04	11/30/10	\$90,786,187
ST17-5390	A33786	Purchase Talk-Back System	Station Agent Booth	07/31/03	10/30/04	\$1,927,219
SS02-5205	C34719	Asbestos Abate Priority V	Station	08/22/02	01/14/06	\$8,984,027
ST06-5831	A35907	Station Signage	Signage	05/02/02	09/30/05	\$3,896,788
ST18-6331	C43010	Comm Rm Power,Ventilation	Communications Room	07/31/01	12/31/02	\$6,383,685
ST15-5678	C34526	Vent Rehab:Lex Av & Bklyn	Station	08/28/98	11/09/01	\$8,966,682
ST10-4239	C34348	New Token Booth Locks	Station Agent Booth	12/29/94	12/31/97	\$3,375,319
ST06-4679	A35804	1994 Stn Signage Initiatv	Signage	12/28/94	05/09/97	\$2,914,889
ST07-4753	A35721	Stn Rehab: Floors-6 Stns	Station	04/24/92	11/09/93	\$1,946,556
RC03-4057	A33696-1	AFC:Eqp69Stns;Trnst146Stn	Control Areas	07/26/91	01/16/95	\$91,949,193
ST07-4628	A35630-2	Rehab: Bergen St / PRP	Station	01/14/91	08/31/92	\$3,810,874
PL01-3036	C32054	Station Security:Subway	Station	09/23/87	07/23/90	\$12,223,196
PL01-2887	C32058	Install Anti-Crime Gates	Station	09/12/85	03/30/87	\$349,334
PL01-2886	C32057	Stn Security:234 Mirrors	Station	04/23/85	04/17/87	\$793,052
TR01-1305	S32269	Station PA System-Ph III	Station PA System	09/26/83	11/30/90	\$8,962,282
MW36-0341	E30594	Lighting: BCT, PRP	Station Lighting	11/29/82	11/18/85	\$6,504,916
PL03-1624	A33613	119 Sta:OHWA's/Annun	Station	07/29/82	11/06/87	\$7,408,759
ST05-0595	A30583	80 Stations	Station	03/16/81		\$709,866

Description	Asset Category	Borough	Line	Division
Carroll St	Station	Bk	6AV	IND

Planning Num	PSE Num	Description	Asset Category	Award	Completion	Project Total
ST12-7224	W32697	PA/CIS: 44 Stns: Cabinets	Station PA System	12/31/09		\$9,762,000
ST12-7224	W32696	PA/CIS: 44 Stns: Cables	Station PA System	09/30/08	11/30/10	\$26,935,855
ST17-6862	A36077	Panic Bars @ 277 Locs	Station	09/18/06	12/29/06	\$2,205,015
PP02-6864	C32677	Subway Emerg Exit Alarms	Emergency Exit	09/15/06	07/31/09	\$23,935,349
ST17-6862	A36076	Panic Bars System-wide	Station	02/28/06	05/30/07	\$26,404,076
ST17-6827	A36062	Talk-Back: 164 Booths	Control Areas	05/31/05	08/31/06	\$5,801,335
MW17-5969	W32652	ATM NtwrkSys:B Div253Stns	Communications Room	12/30/04	11/30/10	\$90,786,187
MW12-5827	A35923	Water Cond Remedy: 2004	Station	12/09/03	03/30/06	\$3,282,442
SS02-5205	C34719	Asbestos Abate Priority V	Station	08/22/02	01/14/06	\$8,984,027
ST06-5831	A35907	Station Signage	Signage	05/02/02	09/30/05	\$3,896,788
TR01-5801	C32347	CCTV: 98 Platform Edges	Station CCTV: Platform	12/28/00	04/30/03	\$9,575,179
MW17-5968	W32648	Data Net: SONENT&IRT-ATM	Communications Room	08/01/00	10/31/09	\$215,496,628
ST18-6040	C43004	Comm Rooms: 36 Locs (JOC)	Communications Room	04/21/99	12/31/00	\$6,903,104
ST10-4239	C34348	New Token Booth Locks	Station Agent Booth	12/29/94	12/31/97	\$3,375,319
ST06-4679	A35804	1994 Stn Signage Initiatv	Signage	12/28/94	05/09/97	\$2,914,889
RC03-4254	W32612	AFC Communications	Station	12/22/92	06/30/97	\$7,810,345
RC08-4759	A33715	1992 Pwr Upgd:16 Stations	Station	11/30/92	12/31/01	\$15,927,604
RC03-4057	A33696-1	AFC:Eqp69Stns;Trnst146Stn	Control Areas	07/26/91	01/16/95	\$91,949,193
PL01-2888	C32059	Stn Security:ClosureWalls	Station	03/12/86	04/29/87	\$780,257
PL01-2887	C32058	Install Anti-Crime Gates	Station	09/12/85	03/30/87	\$349,334
PL01-2886	C32057	Stn Security:234 Mirrors	Station	04/23/85	04/17/87	\$793,052
MW36-0341	E30594	Lighting: BCT, PRP	Station Lighting	11/29/82	11/18/85	\$6,504,916
PL03-1624	A33613	119 Sta:OHWA's/Annun	Station	07/29/82	11/06/87	\$7,408,759
ST05-0595	A30583	80 Stations	Station	03/16/81		\$709,866

Description	Asset Category	Borough	Line	Division
Smith-9 Sts	Station	Bk	6AV	IND

Planning Num	PSE Num	Description	Asset Category	Award	Completion	Project Total
MW17-6061	W32678	SAM-52 Locations	Communications Room	12/26/06	06/30/09	\$19,602,719
ST17-6862	A36076	Panic Bars System-wide	Station	02/28/06	05/30/07	\$26,404,076
SS02-5205	C34719	Asbestos Abate Priority V	Station	08/22/02	01/14/06	\$8,984,027
ST06-5831	A35907	Station Signage	Signage	05/02/02	09/30/05	\$3,896,788
ST18-5862	C43014	41 Comm Rooms: IND/BMT	Communications Room	12/27/01	03/29/07	\$21,218,679
MW03-5800	E34007	9 Escal: 5 stations	Station Escalator	12/31/98	11/30/01	\$27,149,216
SS04-5378	C34381	Standpipe Systems: 1997	Standpipes	12/31/97	12/30/99	\$3,816,456
TR01-4985	C32360	CCTV:Curved Platfrm Edges	Station CCTV: Platform	12/29/94	11/30/98	\$6,901,260
ST10-4239	C34348	New Token Booth Locks	Station Agent Booth	12/29/94	12/31/97	\$3,375,319
ST06-4679	A35804	1994 Stn Signage Initiatv	Signage	12/28/94	05/09/97	\$2,914,889
MW03-4140	E30290	19 Escal: System-wide	Station Escalator	12/07/94	12/31/99	\$46,975,513
RC08-4938	A33743	AFC:16 Sta-PRP,FUL,BRT	Station	12/30/93	12/31/98	\$12,303,956
RC03-4254	W32612	AFC Communications	Station	12/22/92	06/30/97	\$7,810,345
PL01-2889	S32060	Stn Security:CCTV/Annun	Station CCTV: Security	07/01/87	04/04/91	\$6,021,799
TR01-0772	S32268	Route Request Buttons	Station	04/12/84	05/27/87	\$3,480,009
TR01-1305	S32269	Station PA System-Ph III	Station PA System	09/26/83	11/30/90	\$8,962,282
MW36-0341	E30594	Lighting: BCT, PRP	Station Lighting	11/29/82	11/18/85	\$6,504,916
PL03-1624	A33613	119 Sta:OHWA's/Annun	Station	07/29/82	11/06/87	\$7,408,759
ST05-0595	A30583	80 Stations	Station	03/16/81		\$709,866
MW03-0105	E30251	Esc Repl Smith/9 St	Station Escalator	06/16/80	01/27/84	\$2,608,554

Appendix C

Diversions Affecting Service
March-June 2009

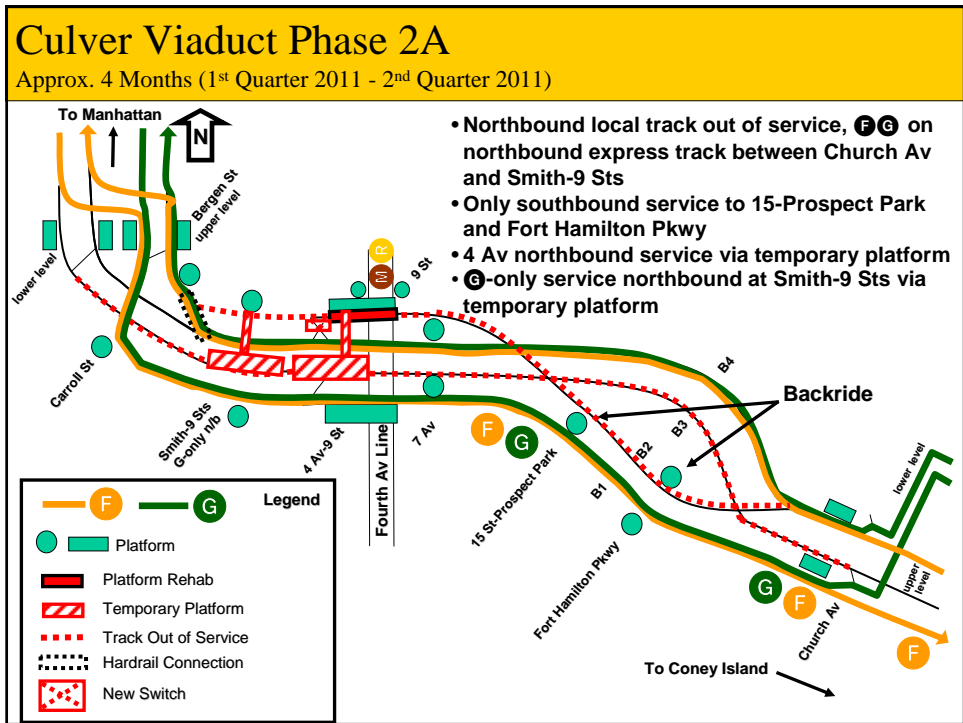
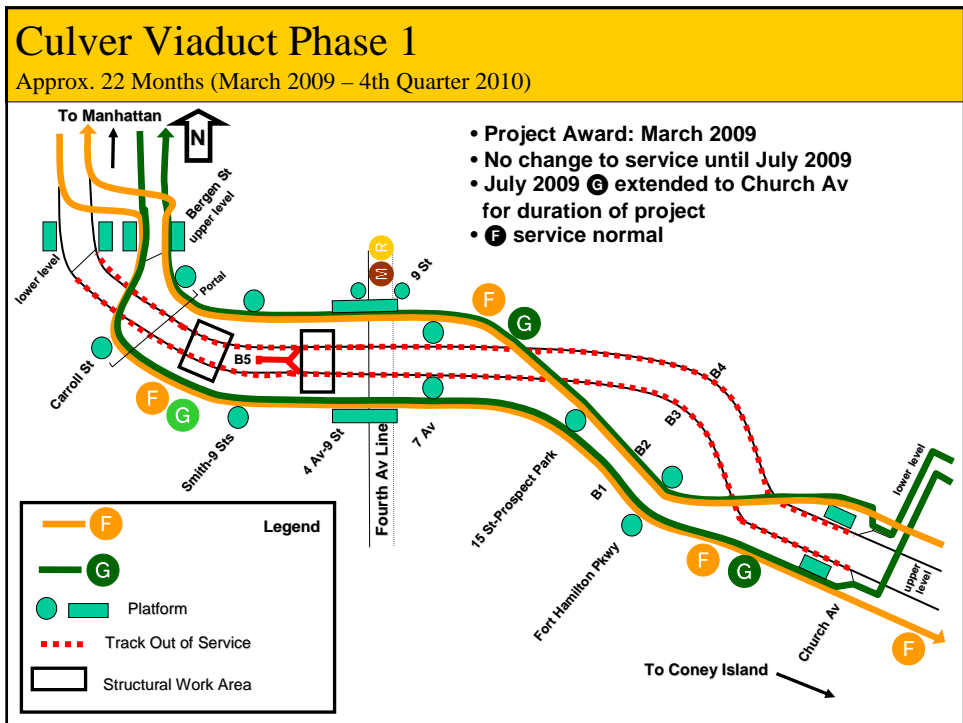
Week	Affected # of Days per Week	Total	All Times	Weekdays					Weekends					
				Middays	Late Nights			Days	Late Nights	½ Day to Noon	Full Weekend Days			
				1	5	1	2	4	1	3	1	1	2	3
10	Diversions	17	1	0	3	1	0	5	0	0	0	0	7	0
	Occasions	57	7	0	15	1	0	20	0	0	0	0	14	0
11	Diversions	11	1	0	3	0	0	2	0	0	0	0	5	0
	Occasions	40	7	0	15	0	0	8	0	0	0	0	10	0
12	Diversions	16	1	0	2	1	1	5	0	0	0	0	6	0
	Occasions	52	7	0	10	1	2	20	0	0	0	0	12	0
13	Diversions	15	1	0	2	0	2	7	0	0	0	0	3	0
	Occasions	55	7	0	10	0	4	28	0	0	0	0	6	0
14	Diversions	15	1	0	2	0	0	3	0	0	1	0	8	0
	Occasions	46	7	0	10	0	0	12	0	0	1	0	16	0
15	Diversions	10	1	0	2	0	0	4	0	0	1	1	1	0
	Occasions	37	7	0	10	0	0	16	0	0	1	1	2	0
16	Diversions	9	1	0	2	0	0	4	0	0	0	0	2	0
	Occasions	37	7	0	10	0	0	16	0	0	0	0	4	0
17	Diversions	11	1	0	2	0	0	4	0	0	0	0	4	0
	Occasions	41	7	0	10	0	0	16	0	0	0	0	8	0
18	Diversions	12	0	0	2	0	0	5	0	0	2	1	2	0
	Occasions	37	0	0	10	0	0	20	0	0	2	1	4	0
19	Diversions	16	0	0	1	0	0	8	0	0	1	2	3	1
	Occasions	49	0	0	5	0	0	32	0	0	1	2	6	3
20	Diversions	17	1	0	1	0	0	7	0	1	2	0	5	0
	Occasions	55	7	0	5	0	0	28	0	3	2	0	10	0
21	Diversions	18	1	1	1	0	0	8	0	0	0	0	3	4
	Occasions	63	7	1	5	0	0	32	0	0	0	0	6	12
22	Diversions	30	1	0	1	0	1	8	0	0	1	1	13	4
	Occasions	86	7	0	5	0	2	32	0	0	1	1	26	12
23	Diversions	15	1	0	1	0	0	7	1	1	0	0	4	0
	Occasions	52	7	0	5	0	0	28	1	3	0	0	8	0
24	Diversions	13	1	0	1	0	0	6	2	1	0	2	0	0
	Occasions	43	7	0	5	0	0	24	2	3	0	2	0	0
25	Diversions	11	1	0	1	0	0	4	1	2	1	0	1	0
	Occasions	38	7	0	5	0	0	16	1	6	1	0	2	0
26	Diversions	12	1	0	1	0	0	4	0	2	1	1	2	0
	Occasions	40	7	0	5	0	0	16	0	6	1	1	4	0
Diversions														
Total		248	15	1	28	2	4	91	4	7	10	8	69	9
Average/Week		14.59	0.88	0.06	1.65	0.12	0.24	5.35	0.24	0.41	0.59	0.47	4.06	0.53
Standard Deviation		4.82	0.33	0.24	0.7	0.33	0.56	1.87	0.56	0.71	0.71	0.72	3.17	1.33
Variability		33.0%	37.5%	400.0%	42.4%	275.0%	233.3%	35.0%	233.3%	173.2%	120.3%	153.2%	78.1%	250.9%
Occasions														
Total		828	105	1	140	2	8	364	4	21	10	8	138	27
Average/Week		48.71	6.18	0.06	8.24	0.12	0.47	21.41	0.24	1.24	0.59	0.47	8.12	1.59
Standard Deviation		12.6	2.32	0.24	3.51	0.33	1.12	7.48	0.56	2.14	0.71	0.72	6.34	3.99
Variability		25.9%	37.5%	400.0%	42.6%	275.0%	238.3%	34.9%	233.3%	172.6%	120.3%	153.2%	78.1%	250.9%

Time of Day/Day of Week Summary

of Weeks

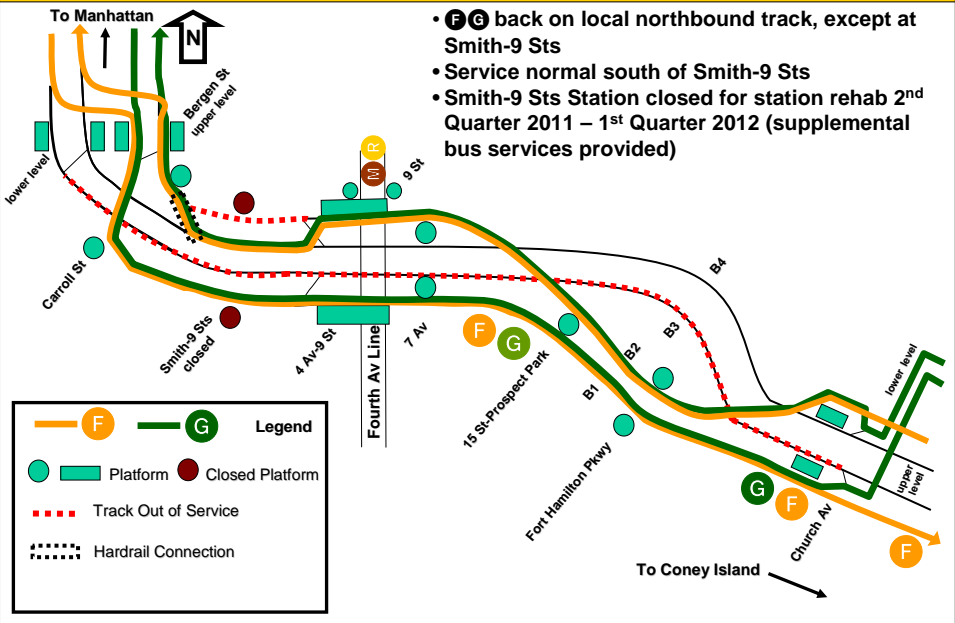
17

	Total		Average per Week	
	Diversions	Occasions	Diversions	Occasions
All Times	15	105	0.88	6.18
Weekdays				
Middays	29	141	1.71	8.29
Late Nights	97	374	5.71	22.00
Weekends				
½ Days to Noon	10	10	0.59	0.59
Daytimes Only	4	4	0.24	0.24
Late Nights	7	21	0.41	1.24
24 Hours	86	173	5.06	10.18
Total	248	828	14.59	48.71



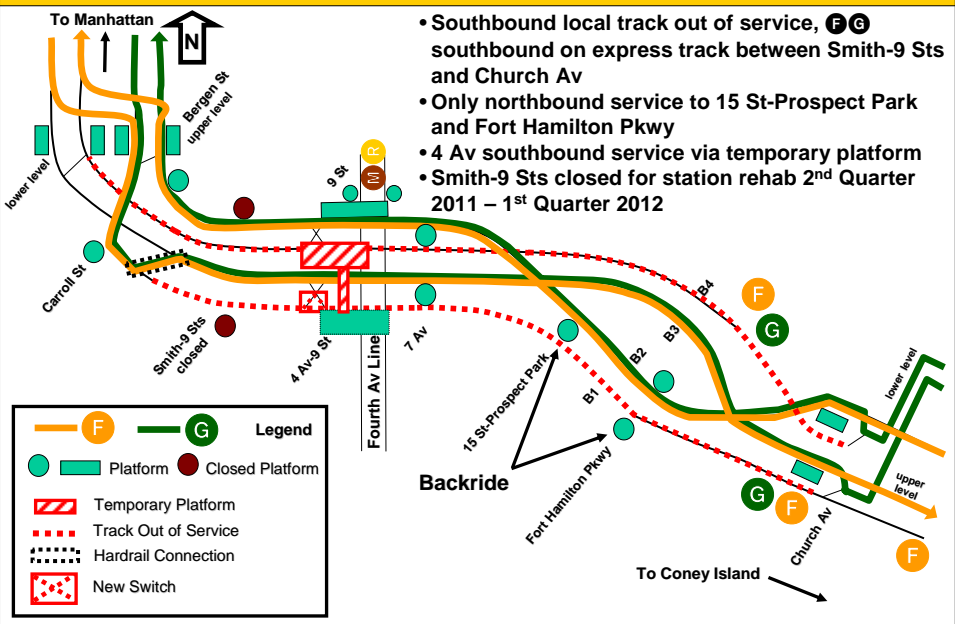
Culver Viaduct Phase 2B

Approx. 6 Months (2nd Quarter 2011 - 4th Quarter 2011)



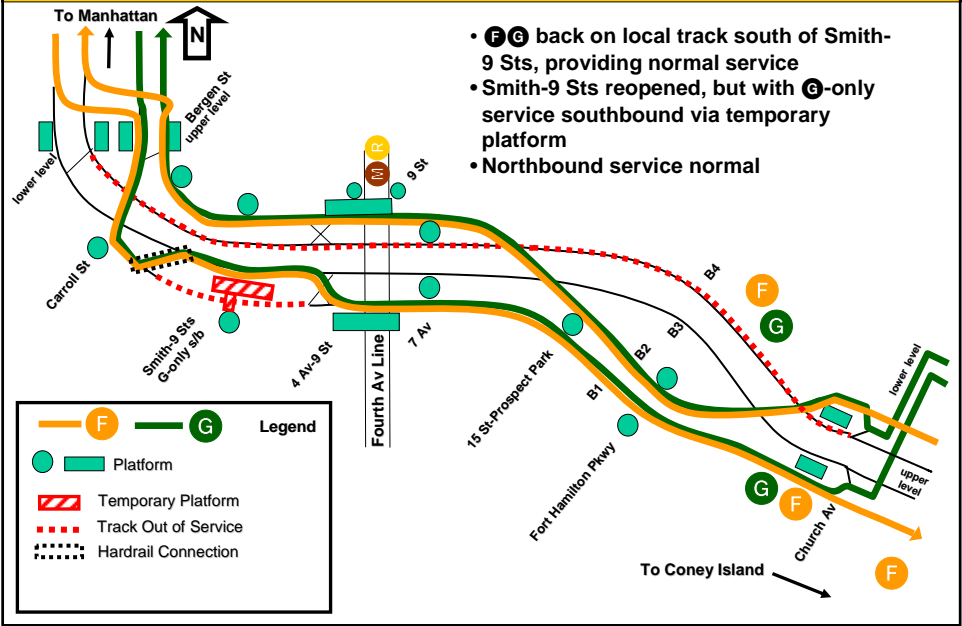
Culver Viaduct Phase 3A

Approx. 4 Months (4th Quarter 2011 – 1st Quarter 2012)



Culver Viaduct Phase 3B

Approx. 6 Months (1st Quarter 2012 - 3rd Quarter 2012)



Culver Viaduct Phase 4

Approx. 5 Months (3rd Quarter 2012 - 1st Quarter 2013)

