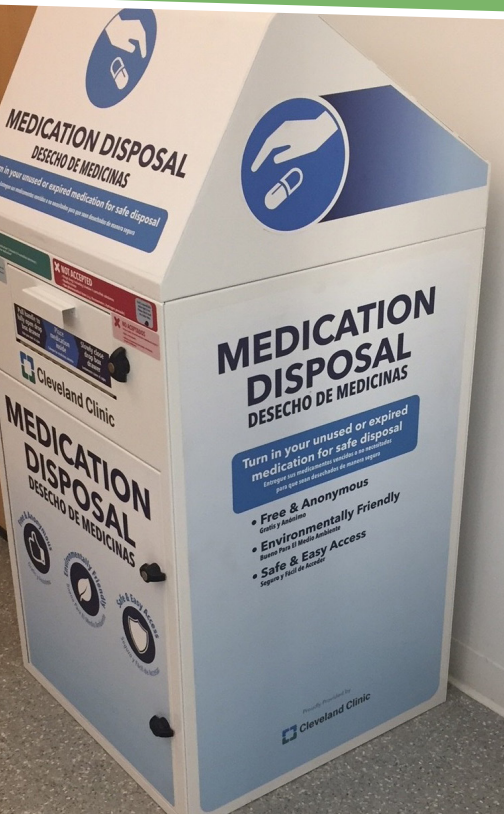




2018 STATE ENVIRONMENTAL SCORECARD

241ST SESSION OF THE NEW YORK STATE LEGISLATURE



NEW YORK LEAGUE OF CONSERVATION VOTERS
nylcv.org/scorecard




INTRODUCTION

Since 1989 the New York League of Conservation Voters (NYLCV) has worked to lobby state and local elected officials on environmental issues, provide objective information about environmental policy to the public, and hold elected officials accountable. In order to carry out this mission, NYLCV began issuing a State Legislative Environmental Scorecard last year. This is the first time that we are issuing a State Scorecard in an election year, and legislators' combined scores from 2017 and 2018 have played a large role in our endorsement decisions.

Over the course of this legislative session we issued memos on more than 30 bills and updated legislators on both our position and each bill's status through our weekly Eco Hot List. The bills we chose to memo on are a reflection of our 2018 State Policy Agenda, which was drafted with input from widely respected environmental, public health, transportation, parks, and environmental justice organizations.

The 13 bills we scored this year are drawn from the pool of bills that we issued memos on and were chosen because of their importance to the environment. We felt that their inclusion on the Scorecard could give them the momentum they need to pass the Legislature, either this year or next. Of the bills we scored, five passed the Senate and seven passed the Assembly. These bills were scored on whether or not a member voted for them on the floor. The remaining bills were scored on whether or not a member is a co-sponsor.

New York's environment and public health are under assault from a hostile federal government and we need our legislators to fight for robust protections. Unfortunately, legislative leaders put partisan brinkmanship ahead of protecting their constituents and killed multiple bills that would have easily passed had they been given a floor vote. The State Senate refused to move bills to prohibit offshore drilling, protect vulnerable marine life from overfishing, allow New York City to use camera enforcement to keep streets safe for school children,



**Marcia Bystryn, President
NYLCV and NYLCV Education Fund**

and adopt common sense water saving standards. The Assembly failed to pass a hard-fought compromise bill on paint stewardship that would have protected the environment and saved local governments money. Neither house passed legislation relating to farmland preservation that has overwhelming support from the agricultural community, nor was there action on legislation to deal with single-use carryout bags, leaving New York lagging behind dozens of other states and municipalities that have long since dealt with this issue.

The New York League of Conservation Voters is proudly non-partisan because we know that protecting the environment is important to all voters and to representatives from every political party. We work with members of every legislative conference in Albany and will always value taking steps to protect the environment today over doing nothing in the hope that tomorrow will bring a more favorable political alignment. We expect legislators to share these values and are disappointed when they instead embrace partisanship and personal quarrels. This scorecard is a reflection of who lived up to those values, and those who did not.

ABOUT THE BILLS

While the legislative session on the whole had a disappointing lack of ambition, there were still some impressive wins for the environment. The Drug Take Back Act will increase the safe disposal of prescription medication, protecting public health and our waterways. The new pollinator-friendly solar standard will support vulnerable pollinator populations and help solar installations better blend into the natural environment. The Working Farm Protection Act will allow more young and beginning farmers to keep New York farms in productive hands. And while session adjourned without agreement on a reconciled version, both houses passed bills to lower the definition of elevated blood lead level, which would give us a better idea of how many children have been exposed to dangerous amounts of lead and enable them to get treatment.

We hope that our scorecard will be a valuable tool for voters who want to hold their legislators accountable, but of course we recognize that it cannot tell the full story of our most effective environmental champions. Many legislators played a role in securing \$300 million for the Environmental Protection Fund in this year's budget. A brave few spoke up on behalf of congestion pricing, which, as Governor Cuomo has said, is an idea whose time has come. Fortunately, our Endorsement Committee has considered these qualitative measures in addition to legislators' scores when making their decisions, and we made an effort to single out a few of the most notable environmental leaders in this session.



Drug Take Back Act

A. 9576-B/S. 9100: SUPPORT

Prescription medications can damage ecosystems and wildlife when improperly disposed of and are present in many drinking water supplies. This bill will require drug manufacturers to operate drug take back programs approved by the Department of Health. Chain pharmacies will be required to collect drugs on-site or by mail as part of the programs. A manufacturer-operated drug take back program will greatly reduce the negative environmental impacts of pharmaceutical waste at no cost to consumers. A. 9576-B/S. 9100 passed the Assembly on 6/20/18 and passed the Senate on 6/19/18. Sponsored by Assemblywoman Aileen M. Gunther and Senator Kemp Hannon.

Farmland Preservation

A. 10047/S. 7859: SUPPORT

This bill clarifies that agricultural land preserved under a popular preservation program can be used for bona fide agricultural production. Recent litigation in Suffolk County threatened to block all new construction on preserved agricultural land, including structures like barns and irrigation systems, which is contrary to the intent of the preservation program. A. 10047/S. 7859 died in the Assembly Agriculture Committee and died on the Senate floor. Sponsored by Assemblymember Fred W. Thiele, Jr. and Senator Kenneth P. LaValle.

Toxic Show and Tell

A. 7950-A/S. 6034-A: SUPPORT

Parents have a right to know what's in their children's toys, clothes, and cribs, and this bill would provide valuable information that could protect children from exposure to harmful chemicals that can have irreversible health effects. This bill would require manufacturers of children's products to disclose if their products contain potentially harmful chemicals. The Departments of Health and Environmental Conservation would be required to develop and regularly update a list of chemicals that must be disclosed. A. 7950-A/S. 6034-A was held in the Assembly Consumer Affairs Committee and died in the Senate Environmental Conservation Committee. Sponsored by Assemblymember Félix W. Ortiz and Senator Tony Avella.

Community Preservation Fund for the Town of Bethlehem A. 3028-A/S.3526-B: SUPPORT

This bill would authorize the Town of Bethlehem to create a community preservation fund, which could be used to preserve open space, forests, parks, wetlands, ecologically-sensitive sites, and historic sites in perpetuity. Community preservation funds can be an important part of sustainable development, which the community of Bethlehem is advocating for as it continues to grow. A. 3028-A/S. 3526-B was laid aside on the Assembly floor and the Senate floor. Sponsored by Assemblymember Patricia Fahy and Senator Neil D. Breslin.

Working Farm Protection Act A. 10301-B/S. 8362: SUPPORT

This legislation will add enhanced affordability provisions to the State's existing Farmland Protection Program, which has preserved more than 61,000 acres of farmland through conservation easements. It will, for farm owners who opt into the program, require preserved farmland to be sold at its appraised agricultural use value, thereby helping young and beginning farmers afford the purchase. A. 10301-B/S. 8362 passed the Assembly on 6/19/18 and passed the Senate on 6/20/18. Sponsored by Assemblymember Didi Barrett and Senator Patty Ritchie.

State Transportation Plan A. 1234-B/ S. 2618-A: SUPPORT

Currently, the Metropolitan Transportation Authority is required to submit their capital plans to the legislature every five years in order to ensure a transparent process. This bill would require the New York State Department of Transportation to do the same to allow elected officials to weigh in on proposed transportation plans and see the larger picture of transportation in the state. A fully funded 5-year capital plan for the New York State Department of Transportation would be a significant step towards rebuilding and modernizing New York's state and local transportation infrastructure, creating jobs, and sustaining economic development. A. 1234-B/S. 2618-A died on the Senate floor and in the Assembly Transportation Committee. Sponsored by Senator Andrew J. Lanza and Assemblywoman Nily Rozic.

Paint Stewardship A. 1038-A/S. 881-A (A. 11245/S. 9106): SUPPORT

These bills would require that unused architectural paint be collected and properly disposed of in order to prevent hazardous chemicals found in paint from entering landfills and damaging the environment and human health. Product stewardship laws require manufacturers, retailers, and customers to take responsibility for the safe disposal of

hazardous products and alleviate the financial burden on municipal governments to pay for proper disposal.

NYLCV has long supported A. 1038-A/S. 881-A and informed legislators in both houses that these bills would appear on our 2018 Scorecard. During the last week of the 2018 legislative session, a compromise bill, A. 11245/S. 9106, was introduced in both houses. We then informed legislators that we were "subbing in" the new bills for the old on our scorecard. However, since we aim to always be fair in our scoring and the compromise bill was a very late-breaking development, we are counting sponsorship of either A. 1038-A or A. 11245 in the Assembly and a vote in favor of either S. 881-A or S. 9106 in the Senate.

A. 1038-A, sponsored by Assemblyman Al Stirpe, died in the Environmental Conservation Committee. A. 11245, sponsored by Assemblymember Crystal D. Peoples-Stokes, died in the Assembly Rules Committee. S. 881-A and S. 9106 were sponsored by Senator Thomas F. O'Mara and passed the Senate on 1/30/18 and 6/20/18, respectively.

Carryout Bag Waste Reduction A. 9953/S. 7760: SUPPORT

This bill would ban single-use plastic bags statewide and place a 10-cent fee on all other types of single-use bags. The proceeds of fee would go towards the state's Environmental Protection Fund. Single-use bags, whether paper or plastic, damage the environment and require expensive to disposal. A ban/fee hybrid policy, with the fee going towards an environmental purpose, has consistently been the most effective way to reduce single-use bag use wherever it has been implemented. A. 9953/S. 7760 died in the Assembly and Senate Environmental Conservation Committees. Sponsored by Assemblyman Steve Englebright and Senator Liz Krueger.

Lower Definition of Elevated Blood Lead Level A. 6906 and S. 9078: SUPPORT

In 2012, the Centers for Disease Control lowered their definition of elevated blood lead level from 10 micrograms per deciliter to 5 micrograms per deciliter. These bills would adopt the CDC's updated threshold in New York State in order to properly protect children's health. Although there is no safe blood lead level, lowering our definition of elevated blood lead would allow more children to receive the medical intervention they require to prevent the permanent negative health consequences of lead exposure. While these bills were at one point same-as legislation, the Senate version was amended before it passed that chamber. We are hopeful that the differing versions can be reconciled and pass both houses in 2019. A. 6906 passed the Assembly on 3/21/18. S. 9078 passed the Senate on 6/19/18. Sponsored by Assemblymember Sean Ryan and Senator Kemp Hannon.



Water Saving Performance Standards

A. 5699-B/S. 4591-B: SUPPORT

In 2006, the EPA created the WaterSense program, which voluntarily labels products that meet water-efficiency standards. This bill would align New York's water saving performance standards, which have not been updated since 2002, with the federal WaterSense guidelines. This would help consumers make educated decisions on products that impact the environment, and would protect water resources for future generations. A. 5699-B passed the Assembly on 3/20/18 and died in the Senate Environmental Conservation Committee. Sponsored by Assemblymember Pamela J. Hunter and Senator David J. Valesky.

Prohibits Offshore Drilling

A. 9819/S. 8017: SUPPORT

Federal regulations have prohibited oil and gas exploration off New York's coast for decades; as a result, state law relating to offshore oil and gas exploration is outdated and inadequate. This bill would address this oversight in New York State law, protecting our coastal economy and ecosystem while also sending a message to the federal government that plans for offshore oil and gas exploration off the East Coast are deeply misguided. A. 9819/S. 8017 passed the Assembly on 4/24/18 and died in the Senate Environmental Conservation Committee. Sponsored by Assemblyman Steve Englebright and Senator Kenneth P. LaValle.

Prohibits Harvesting Atlantic Menhaden with

Purse Seines A. 10506-A/S. 8570: SUPPORT

This bill would prohibit the use of large nets called purse seines to fish Atlantic menhaden. Menhaden are a small fish that are important to the marine ecosystem and also used as bait by New York fishermen. The species almost disappeared from New York's waters, along with the larger fish that prey on it with it, until aggressive conservation efforts brought them back. Allowing menhaden to be fished with purse seines would reverse all of that progress and harm both the ecosystem and the fishing industry. A. 10506-A/S. 8570 passed the Assembly on 5/30/18 and died on the Senate floor. Sponsored by Assemblyman Steve Englebright and Senator Kenneth P. LaValle.

Pollinator-Friendly Solar

A. 8083-A/S. 6339-A: SUPPORT

This bill will create minimum standards that a solar energy site will have to meet or exceed in order to call itself pollinator-friendly. Pollinators are crucial to New York's agriculture but have declined dramatically in number in recent years. At the same time, many people dislike solar arrays on aesthetic grounds even though they are vital to meeting our clean energy goals. By encouraging solar developers to plant native vegetation around their arrays, we can support pollinator populations and make solar panels more appealing to many New Yorkers. A. 8083-A/S. 6339-A passed the Assembly on 5/6/18 and passed the Senate on 6/4/18. Sponsored by Assemblyman William Magee and Senator Patty Ritchie.

A Note to Our Members:

In 2018, you used your voice to tell your legislators to fight climate change, conserve land and water, and protect public health. The environmental wins we were able to achieve this session were because of support from members like you. When we act together, we can get a lot done.

An important part of our work is holding our elected officials accountable. Many NYLCV endorsed candidates are up for reelection in the fall - use this scorecard as a resource in the elections when deciding who you want to represent your region and the environment. This scorecard tells you whether your local representatives listened to you and your neighbors by upholding their responsibility to protect the environment. Here are three ways you can continue to help us in this endeavor:

1. Tell your legislators you know their score: It only takes a minute to say thanks—or no thanks—to your legislators.
2. Spread the word: Share this scorecard with your friends and family so they know the score of their elected officials.
3. Donate: We could not accomplish our mission without the generous support of our members. Please make a donation so that we can continue fighting climate change, conserving land and water and protecting public health.

Visit [NYLCV.org/scorecard](https://www.nylcv.org/scorecard) for more.



METHODOLOGY & KEY RESULTS

Bills that passed their respective house of the legislature were graded on whether or not each legislator took the pro-environment vote. An unexcused missed vote is counted the same as an anti-environmental vote, though we did not count excused absences against the final score. Scored bills that did not reach a floor vote were graded on co-sponsorship. Members were given a grace period of until July 6th to co-sponsor bills. Annual scores are based on a scale of 0 to 100 and calculated by dividing the number of pro-environmental votes or bill sponsorships by the total number of bills each member was scored on. 2017-2018 average scores for State Senators who were in the Assembly last year were calculated based on their 2017 score in the Assembly and 2018 score in the Senate. Averages and perfect scores were based on legislators' 2018 score. Legislative leaders were not graded, although the scores of their conferences, which they have a substantial impact on, are below.



92%

Senate
Democratic
Conference




83%

Assembly
Democratic
Conference



60%

Senate
Republican
Conference



59%

Assembly
Republican
Conference

SENATE PERFECT SCORES

Marisol Alcantara
Jamaal T. Bailey
Neil D. Breslin
John E. Brooks
Martin Malavé Dilan
Jesse Hamilton

Brad Hoylman
Todd Kaminsky
Liz Krueger
Shelley Mayer
Velmanette Montgomery
José Peralta

Roxanne J. Persaud
Luís R. Sepúlveda
José M. Serrano
Toby Ann Stavisky

ASSEMBLY PERFECT SCORES

Thomas J. Abinanti
Charles Barron
Michael Blake
David Buchwald
Robert C. Carroll
William Colton
Steven Cymbrowitz
Jeffrey Dinowitz
Anthony D'Urso

Harvey Epstein
Patricia Fahy
Sandy Galef
Richard N. Gottfried
Ellen Jaffee
Charles D. Lavine
Donna A. Lupardo
William B. Magnarelli
John T. McDonald III

Yuh-Line Niou
Steven Otis
Amy Paulin
Christine Pellegrino
Dan Quart
Linda B. Rosenthal
Nily Rozic
Angelo Santabarbara
Rebecca A. Seawright

Jo Anne Simon
Michaëlle C. Solages
Phil Steck
Fred W. Thiele, Jr.
Carrie Woerner

SPECIAL RECOGNITION

Rising Stars



Senators Luis Sepúlveda and Shelley Mayer, and Assemblymember Robert Carroll

Assemblymember Carroll earned a perfect score in each of his first two years in office. As a member of the Assembly Environmental Conservation Committee, he has been an outspoken advocate for the issues that matter most to NYLCV members, including reducing plastic bag waste and fully funding the MTA. Senator Sepúlveda won a special election for his seat in April after serving three terms in the Assembly. He earned a perfect score in his abbreviated first term in the Senate, following a 93 last year as a member of the Assembly. Senator Sepúlveda has been one of the most proactive members of the Legislature in listening to the voices of NYLCV members. Senator Shelley Mayer was also elected to the Senate after three terms in the Assembly. She earned a perfect score in her first term in the Senate and serves as a member of the Environmental Conservation Committee, where she has used her experience as a former legislative staffer to offer shrewd advocacy for NYLCV causes.

Bipartisan Leadership



Assemblyman Fred Thiele & Senator Kenneth LaValle

An independent who caucuses with the Assembly Democratic Conference, Assemblyman Thiele earned a perfect score in both 2017 and 2018 and has consistently taken courageous stands for the environment over the course of his career. Senator LaValle sponsored more of the bills on this year's scorecard than any other member of the Senate and earned a score of 92 this year and 87 last year, both high scores for a member of the Senate Republican Conference. Assemblyman Thiele and Senator LaValle have partnered on a number of important environmental causes over the years, most recently on legislation to preserve working farms, and their efforts to work across party lines in both houses of the Legislature have benefited all New Yorkers.

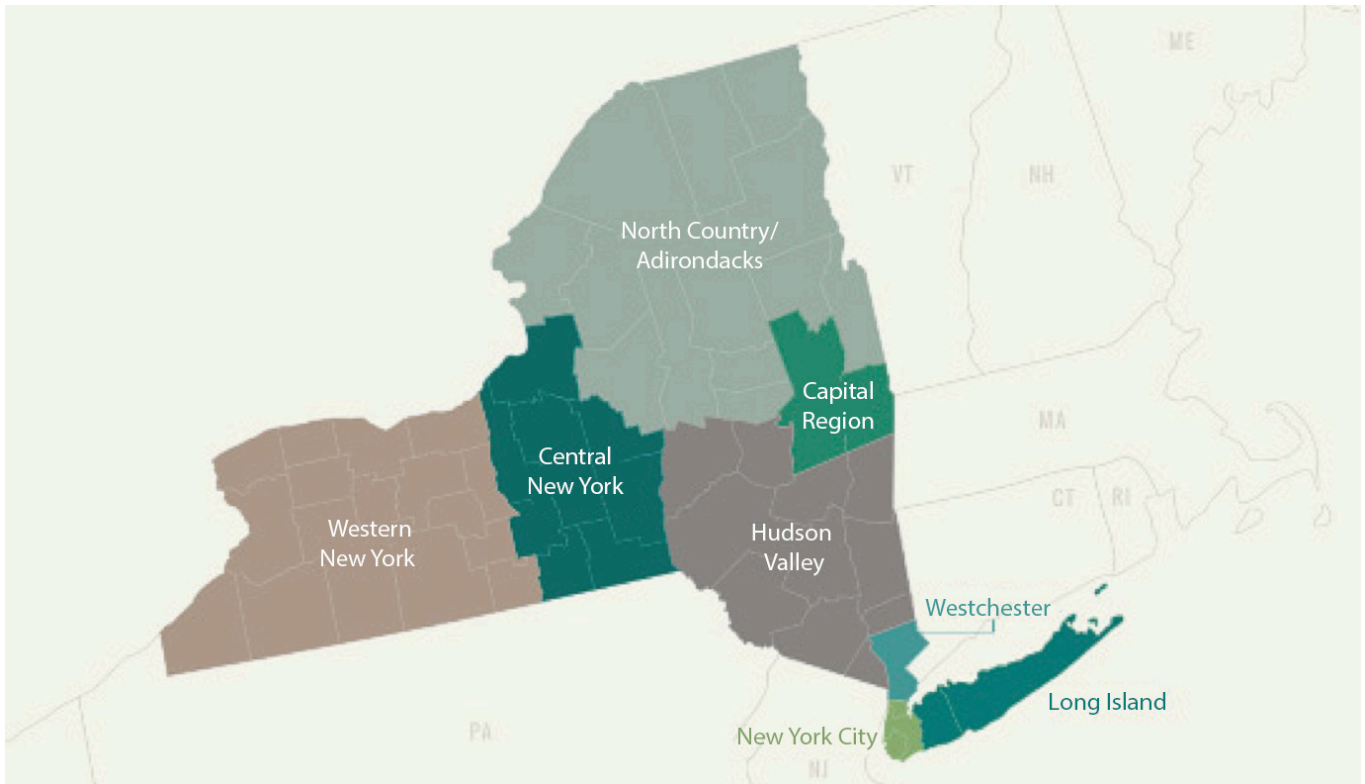
Lifetime Environmental Champion



Assemblymember Richard Gottfried

Assemblymember Gottfried has served in the Assembly since 1971 and, as chair of the Assembly Health Committee, has been a leading protector of public health for decades. He earned a perfect score in 2018 and NYLCV is once again proud to endorse him for reelection this fall. When he is reelected this fall and completes his next term in office, Assemblymember Gottfried will become the longest serving state legislator in New York history. Here's to 50 more!

AVERAGE SCORE BY REGION



Bronx
 Assembly: 72%
 Senate: 86%

Hudson Valley
 Assembly: 72%
 Senate: 62%

Queens
 Assembly: 77%
 Senate: 92%

Brooklyn
 Assembly: 79%
 Senate: 89%

Long Island
 Assembly: 74%
 Senate: 85%

Staten Island
 Assembly: 64%
 Senate: 73%

Capital Region
 Assembly: 86%
 Senate: 52%

Manhattan
 Assembly: 92%
 Senate: 92%

Westchester
 Assembly: 90%
 Senate: 100%

Central New York
 Assembly: 86%
 Senate: 69%

**North Country/
 Adirondacks:**
 Assembly: 67%
 Senate: 56%

Western New York
 Assembly: 61%
 Senate: 57%

SENATE SCORES Key ✓ = pro-environment action X = anti-environment action E = excused	District	Conference	2018 Score	2017 Score	2017-2018 Average	Paint Stewardship	Drug Take Back Act	State Transportation Plan	Toxic Show and Tell	Pollinator Friendly Solar	Water Saving Performance Standards	Preservation Fund for Bethlehem	Elevated Blood Lead Level	Farmland Protection	Carryout Bag Waste Reduction	Prohibits Offshore Drilling	Harvesting Menhaden with Purse Seines	Working Farm Protection Act
	Long Island																	
Kenneth P. LaValle	1	R	92%	87%	90%	✓	✓	✓	✓	✓	✓	✓	✓	✓	X	✓	✓	✓
Thomas D. Croci	3	R	30%	71%	51%	✓	✓	✓	X	E	X	X	E	X	X	X	X	E
Phil Boyle	4	R	92%	88%	90%	✓	✓	✓	✓	✓	✓	✓	✓	✓	X	✓	✓	✓
Carl L. Marcellino	5	R	92%	88%	90%	✓	✓	✓	✓	✓	✓	✓	✓	✓	X	✓	✓	✓
Kemp Hannon	6	R	77%	88%	82%	✓	✓	✓	✓	✓	✓	X	✓	X	X	✓	✓	✓
Elaine Phillips	7	R	92%	81%	87%	✓	✓	✓	✓	✓	✓	✓	✓	✓	X	✓	✓	✓
John E. Brooks	8	D	100%	94%	97%	✓	✓	✓	✓	✓	✓	✓	✓	✓	✓	✓	✓	✓
Todd Kaminsky	9	D	100%	100%	100%	✓	✓	✓	✓	✓	✓	✓	✓	✓	✓	✓	✓	✓
New York City																		
James Sanders, Jr.	10	D	92%	60%	76%	✓	E	✓	✓	✓	✓	✓	✓	X	✓	✓	✓	✓
Tony Avella	11	D	92%	94%	93%	✓	✓	✓	✓	✓	✓	✓	✓	✓	X	✓	✓	✓
Michael Gianaris	12	D	85%	75%	80%	✓	✓	✓	✓	✓	✓	✓	✓	X	X	✓	✓	✓
Jose Peralta	13	D	100%	94%	97%	✓	✓	✓	✓	✓	✓	✓	✓	✓	✓	✓	✓	✓
Leroy Comrie	14	D	92%	94%	93%	✓	✓	✓	✓	✓	✓	✓	✓	✓	X	✓	✓	✓
Joseph P. Addabbo, Jr.	15	D	83%	88%	86%	✓	✓	✓	✓	✓	✓	X	✓	✓	X	✓	✓	E
Toby Ann Stavisky	16	D	100%	94%	97%	✓	✓	✓	✓	✓	✓	✓	✓	✓	✓	✓	✓	✓
Simcha Felder	17	R	69%	75%	72%	✓	✓	✓	X	✓	✓	X	✓	✓	X	X	✓	✓
Martin Malavé Dilan	18	D	100%	100%	100%	✓	✓	✓	✓	✓	✓	✓	✓	✓	✓	✓	✓	✓
Roxanne J. Persaud	19	D	92%	75%	84%	✓	✓	✓	✓	✓	✓	✓	✓	X	✓	✓	✓	✓
Jesse Hamilton	20	D	100%	100%	100%	✓	✓	✓	✓	✓	✓	✓	✓	✓	✓	✓	✓	✓

SENATE SCORES Key ✓ = pro-environment action X = anti-environment action E = excused	District	Conference	2018 Score	2017 Score	2017-2018 Average	Paint Stewardship	Drug Take Back Act	State Transportation Plan	Toxic Show and Tell	Pollinator Friendly Solar	Water Saving Performance Standards	Preservation Fund for Bethlehem	Elevated Blood Lead Level	Farmland Protection	Carryout Bag Waste Reduction	Prohibits Offshore Drilling	Harvesting Menhaden with Purse Seines	Working Farm Protection Act
	Kevin S. Parker	21	D	85%	67%	76%	✓	✓	✓	✓	✓	✓	✓	✓	X	✓	X	✓
Martin J. Golden	22	R	85%	75%	80%	✓	✓	✓	✓	✓	✓	X	✓	✓	X	✓	✓	✓
Diane J. Savino	23	D	92%	94%	93%	✓	✓	✓	✓	✓	✓	✓	✓	✓	X	✓	✓	✓
Andrew J. Lanza	24	R	54%	75%	64%	✓	✓	✓	✓	✓	X	X	✓	X	X	X	X	✓
Velmanette Montgomery	25	D	100%	100%	100%	E	✓	✓	✓	✓	✓	✓	✓	✓	✓	✓	✓	✓
Brian Kavanagh	26	D	92%	94%	93%	✓	✓	✓	✓	✓	✓	✓	✓	X	✓	✓	✓	✓
Brad Hoylman	27	D	100%	94%	97%	✓	✓	✓	✓	✓	✓	✓	✓	✓	✓	✓	✓	✓
Liz Krueger	28	D	100%	93%	97%	✓	E	✓	✓	✓	✓	✓	✓	✓	✓	✓	✓	✓
José M. Serrano	29	D	100%	93%	97%	✓	✓	✓	✓	✓	✓	✓	✓	✓	✓	✓	✓	✓
Brian A. Benjamin	30	D	85%	75%	80%	✓	✓	✓	✓	✓	✓	✓	✓	X	X	✓	✓	✓
Marisol Alcantara	31	D	100%	100%	100%	✓	✓	✓	✓	✓	✓	✓	✓	✓	✓	✓	✓	✓
Luis R. Sepúlveda	32	D	100%	93%	97%	✓	✓	✓	✓	✓	✓	✓	✓	✓	✓	✓	✓	✓
Gustavo Rivera	33	D	58%	88%	73%	✓	✓	✓	X	✓	✓	✓	✓	X	X	X	X	E
Jeffrey D. Klein	34	D	92%	94%	93%	✓	✓	✓	✓	✓	✓	✓	✓	✓	X	✓	✓	✓
Westchester																		
Jamaal T. Bailey	36	D	100%	94%	97%	✓	✓	✓	✓	✓	✓	✓	✓	✓	✓	✓	✓	✓
Shelley Mayer	37	D	100%	81%	91%	✓	✓	✓	✓	✓	✓	✓	✓	✓	✓	✓	✓	✓
Hudson Valley																		
David Carlucci	38	D	92%	100%	96%	✓	✓	✓	✓	✓	✓	✓	✓	✓	X	✓	✓	✓
William J. Larkin, Jr.	39	R	46%	75%	61%	✓	✓	✓	X	✓	X	X	✓	X	X	X	X	✓
Terrence Murphy	40	R	85%	81%	83%	✓	✓	✓	✓	✓	✓	X	✓	✓	X	✓	✓	✓

SENATE SCORES Key ✓ = pro-environment action X = anti-environment action E = excused	District	Conference	2018 Score	2017 Score	2017-2018 Average	Paint Stewardship	Drug Take Back Act	State Transportation Plan	Toxic Show and Tell	Pollinator Friendly Solar	Water Saving Performance Standards	Preservation Fund for Bethlehem	Elevated Blood Lead Level	Farmland Protection	Carryout Bag Waste Reduction	Prohibits Offshore Drilling	Harvesting Menhaden with Purse Seines	Working Farm Protection Act
	Sue Serino	41	R	38%	69%	54%	✓	✓	X	X	✓	X	X	✓	X	X	X	X
John J. Bonacic	42	R	46%	69%	58%	✓	✓	✓	X	✓	X	X	✓	X	X	X	X	✓
Capital Region																		
Kathleen A. Marchione	43	R	46%	75%	61%	✓	✓	✓	X	✓	X	X	✓	X	X	X	X	✓
Neil D. Breslin	44	D	100%	100%	100%	✓	✓	✓	✓	✓	✓	✓	✓	✓	✓	✓	✓	✓
George A. Amedore, Jr.	46	R	38%	75%	57%	✓	✓	X	X	✓	X	X	✓	X	X	X	X	✓
James Tedisco	49	R	38%	69%	54%	✓	✓	X	X	✓	X	X	✓	X	X	X	X	✓
James L. Seward	51	R	38%	69%	54%	✓	✓	X	X	✓	X	X	✓	X	X	X	X	✓
North Country																		
Betty Little	45	R	38%	69%	54%	✓	✓	X	X	✓	X	X	✓	X	X	X	X	✓
Joseph A. Griffo	47	R	46%	69%	58%	✓	✓	✓	X	✓	X	X	✓	X	X	X	X	✓
Patty Ritchie	48	R	85%	94%	89%	✓	✓	✓	✓	✓	✓	✓	✓	✓	X	X	✓	✓
Central New York																		
John A. DeFrancisco	50	R	46%	75%	61%	✓	✓	✓	X	✓	X	X	✓	X	X	X	X	✓
Fred Akshar	52	R	38%	69%	54%	✓	✓	X	X	✓	X	X	✓	X	X	X	X	✓
David J. Valesky	53	D	85%	94%	89%	✓	✓	✓	✓	✓	✓	X	✓	✓	X	✓	✓	✓
Pamela Helming	54	R	92%	81%	87%	✓	✓	✓	✓	✓	✓	✓	✓	✓	X	✓	✓	✓
Rich Funke	55	R	85%	75%	80%	✓	✓	✓	✓	✓	✓	✓	✓	✓	X	X	✓	✓
Western New York																		
Joseph E. Robach	56	R	62%	67%	64%	✓	✓	✓	X	✓	X	X	✓	✓	X	X	✓	✓
Catharine Young	57	R	38%	69%	54%	✓	✓	X	X	✓	X	X	✓	X	X	X	X	✓

SENATE SCORES	District	Conference	2018 Score	2017 Score	2017-2018 Average	Paint Stewardship	Drug Take Back Act	State Transportation Plan	Toxic Show and Tell	Pollinator Friendly Solar	Water Saving Performance Standards	Preservation Fund for Bethlehem	Elevated Blood Lead Level	Farmland Protection	Carryout Bag Waste Reduction	Prohibits Offshore Drilling	Harvesting Menhaden with Purse Seines	Working Farm Protection Act
Key ✓ = pro-environment action X = anti-environment action E = excused																		
Thomas F. O'Mara	58	R	69%	81%	75%	✓	✓	✓	X	✓	✓	X	✓	✓	X	X	✓	✓
Patrick M. Gallivan	59	R	62%	69%	65%	✓	✓	✓	X	✓	✓	X	✓	✓	X	X	X	✓
Chris Jacobs	60	R	38%	75%	57%	✓	✓	X	X	✓	X	X	✓	X	X	X	X	✓
Michael H. Ranzenhofer	61	R	46%	69%	58%	✓	✓	✓	X	✓	X	X	✓	X	X	X	X	✓
Robert G. Ort	62	R	54%	69%	61%	✓	✓	✓	X	✓	X	X	✓	X	X	X	✓	✓
Timothy M. Kennedy	63	D	85%	88%	86%	✓	✓	✓	✓	✓	✓	✓	✓	X	X	✓	✓	✓



ASSEMBLY SCORES Key ✓ = pro-environment action X = anti-environment action E = excused	District	Conference	2018 Score	2017 Score	2017-2018 Average	Water Saving Performance Standards	Elevated Blood Lead Level	Community Preservation Fund for Bethlehem	Toxic Show and Tell	Drug Take Back Act	Paint Stewardship	State Transportation Plan	Carryout Bag Waste Reduction	Prohibits Offshore Drilling	Pollinator-Friendly Solar	Farmland Protection	Harvesting Menhaden with Purse Seines	Working Farm Protection Act
	Long Island																	
Fred W. Thiele, Jr.	1	D	100%	100%	100%	✓	✓	✓	✓	✓	✓	✓	✓	✓	✓	✓	✓	✓
Anthony H. Palumbo	2	R	62%	67%	64%	✓	✓	X	X	✓	X	X	X	✓	✓	✓	✓	✓
Dean Murray	3	R	77%	69%	73%	✓	✓	X	X	✓	✓	✓	X	✓	✓	✓	✓	✓
Steve Englebright	4	D	77%	81%	79%	✓	✓	✓	X	✓	X	✓	✓	✓	✓	X	✓	✓
Doug Smith	5	R	40%	N/A	N/A	E	E	X	X	✓	X	X	X	E	✓	X	✓	✓
Phil Ramos	6	D	54%	67%	60%	✓	✓	X	X	✓	X	X	X	✓	✓	X	✓	✓
Andrew R. Garbarino	7	R	54%	67%	60%	✓	✓	X	X	✓	X	X	X	✓	✓	X	✓	✓
Micael J. Fitzpatrick	8	R	54%	56%	55%	✓	✓	X	X	✓	X	X	X	✓	✓	X	✓	✓
Christine Pellegrino	9	D	100%	60%	80%	✓	✓	✓	✓	✓	✓	✓	✓	✓	✓	✓	✓	✓
Steve Stern	10	D	80%	N/A	N/A	E	E	✓	✓	✓	✓	X	X	E	✓	✓	✓	✓
Kimberly Jean-Pierre	11	D	77%	88%	82%	✓	✓	X	✓	✓	✓	✓	X	✓	✓	X	✓	✓
Andrew P. Raia	12	R	69%	69%	69%	✓	✓	X	X	✓	X	✓	X	✓	✓	✓	✓	✓
Charles D. Lavine	13	D	100%	94%	97%	✓	✓	✓	✓	✓	✓	✓	✓	✓	✓	✓	✓	✓
David G. McDonough	14	R	82%	81%	81%	E	E	X	✓	✓	✓	✓	X	✓	✓	✓	✓	✓
Michael Montesano	15	R	75%	53%	64%	✓	✓	X	X	✓	X	✓	✓	✓	✓	✓	✓	E
Anthony D'Urso	16	D	100%	94%	97%	✓	✓	✓	✓	✓	✓	✓	✓	✓	✓	✓	✓	✓
John K. Mikulin	17	R	40%	N/A	N/A	E	E	X	X	✓	X	X	X	E	✓	X	✓	✓
Earlene Hooper	18	D	54%	64%	59%	✓	✓	X	X	✓	X	X	X	✓	✓	X	✓	✓
Edward P. Ra	19	R	69%	63%	66%	✓	✓	X	X	✓	✓	✓	X	✓	✓	X	✓	✓

ASSEMBLY SCORES Key ✓ = pro-environment action X = anti-environment action E = excused	District	Conference	2018 Score	2017 Score	2017-2018 Average	Water Saving Performance Standards	Elevated Blood Lead Level	Community Preservation Fund for Bethlehem	Toxic Show and Tell	Drug Take Back Act	Paint Stewardship	State Transportation Plan	Carryout Bag Waste Reduction	Prohibits Offshore Drilling	Pollinator-Friendly Solar	Farmland Protection	Harvesting Menhaden with Purse Seines	Working Farm Protection Act
	Melissa Miller	20	R	85%	67%	76%	✓	✓	X	✓	✓	✓	✓	X	✓	✓	✓	✓
Brian Curran	21	R	83%	63%	73%	✓	✓	✓	✓	✓	✓	X	X	E	✓	✓	✓	✓
Michaëlle C. Solages	22	D	100%	81%	91%	✓	✓	✓	✓	✓	✓	✓	✓	✓	E	✓	✓	✓
Queens																		
Stacey Pheffer Amato	23	D	69%	80%	75%	✓	✓	X	X	✓	✓	✓	X	✓	✓	X	✓	✓
David I. Weprin	24	D	92%	69%	81%	✓	✓	✓	✓	✓	✓	✓	X	✓	✓	✓	✓	✓
Nily Rozic	25	D	100%	100%	100%	✓	✓	✓	✓	✓	✓	✓	✓	✓	✓	✓	✓	✓
Edward C. Braunstein	26	D	69%	81%	75%	✓	✓	X	X	✓	✓	✓	X	✓	✓	X	✓	✓
Daniel Rosenthal	27	D	62%	N/A	N/A	✓	✓	X	✓	✓	X	X	X	✓	✓	X	✓	✓
Andrew Hevesi	28	D	92%	87%	90%	✓	✓	✓	✓	✓	✓	✓	X	✓	✓	✓	✓	✓
Alicia Hyndman	29	D	85%	73%	79%	✓	✓	X	✓	✓	✓	✓	✓	✓	✓	X	✓	✓
Brian Barnwell	30	D	85%	81%	83%	✓	✓	X	✓	✓	✓	✓	X	✓	✓	✓	✓	✓
Michele R. Titus	31	D	54%	67%	60%	✓	✓	X	X	✓	X	X	X	✓	✓	X	✓	✓
Vivian E. Cook	32	D	83%	92%	88%	✓	✓	X	✓	✓	✓	✓	X	✓	✓	✓	E	✓
Clyde Vanel	33	D	77%	73%	75%	✓	✓	✓	X	✓	✓	✓	X	✓	✓	X	✓	✓
Michael G. DenDekker	34	D	69%	81%	75%	✓	✓	X	X	✓	✓	✓	X	✓	✓	X	✓	✓
Jeffrion L. Aubry	35	D	54%	69%	61%	✓	✓	X	X	✓	X	X	X	✓	✓	X	✓	✓
Aravella Simotas	36	D	92%	100%	96%	✓	✓	✓	✓	✓	✓	✓	X	✓	✓	✓	E	✓
Catherine Nolan	37	D	77%	75%	76%	✓	✓	X	✓	✓	✓	✓	X	✓	✓	X	✓	✓
Michael Miller	38	D	69%	81%	75%	✓	✓	X	X	✓	✓	✓	X	✓	✓	X	✓	✓

ASSEMBLY SCORES Key ✓ = pro-environment action X = anti-environment action E = excused	District	Conference	2018 Score	2017 Score	2017-2018 Average	Water Saving Performance Standards	Elevated Blood Lead Level	Community Preservation Fund for Bethlehem	Toxic Show and Tell	Drug Take Back Act	Paint Stewardship	State Transportation Plan	Carryout Bag Waste Reduction	Prohibits Offshore Drilling	Pollinator-Friendly Solar	Farmland Protection	Harvesting Menhaden with Purse Seines	Working Farm Protection Act
	Aridia Espinal	39	D	90%	N/A	N/A	E	E	✓	✓	✓	✓	✓	X	E	✓	✓	✓
Ron Kim	40	D	67%	83%	75%	✓	✓	X	X	✓	✓	✓	X	E	✓	X	✓	✓
Brooklyn																		
Helene E. Weinstein	41	D	62%	80%	71%	✓	✓	X	X	✓	X	✓	X	✓	✓	X	✓	✓
Rodneyse Bichotte	42	D	73%	73%	73%	✓	✓	X	✓	✓	✓	✓	X	✓	E	X	E	✓
Diana C. Richardson	43	D	80%	80%	80%	✓	✓	X	✓	✓	X	✓	✓	E	✓	✓	E	E
Robert C. Carroll	44	D	100%	100%	100%	✓	✓	✓	✓	✓	✓	✓	✓	✓	✓	✓	✓	✓
Steven Cymbrowitz	45	D	100%	86%	93%	✓	✓	✓	✓	✓	✓	✓	✓	✓	✓	✓	✓	✓
William Colton	47	D	100%	81%	91%	✓	✓	✓	✓	✓	✓	✓	✓	✓	✓	✓	✓	✓
Dov Hikind	48	D	33%	45%	39%	✓	✓	X	X	E	X	X	X	E	E	X	✓	E
Peter J. Abbate, Jr.	49	D	69%	81%	75%	✓	✓	X	X	✓	✓	✓	X	✓	✓	X	✓	✓
Joseph R. Lentol	50	D	77%	81%	79%	✓	✓	X	X	✓	✓	✓	X	✓	✓	✓	✓	✓
Félix W. Ortiz	51	D	92%	85%	89%	✓	✓	✓	✓	✓	✓	✓	✓	✓	✓	X	✓	✓
Jo Anne Simon	52	D	100%	94%	97%	✓	✓	✓	✓	✓	✓	✓	✓	✓	✓	✓	✓	✓
Maritza Davila	53	D	62%	33%	47%	✓	✓	X	X	✓	X	✓	X	✓	✓	X	✓	✓
Erik M. Dilan	54	D	62%	73%	67%	✓	✓	X	X	✓	✓	X	X	✓	✓	X	✓	✓
Latrice Walker	55	D	62%	75%	68%	✓	✓	X	X	✓	✓	X	X	✓	✓	X	✓	✓
Tremaine Wright	56	D	69%	75%	72%	✓	✓	X	✓	✓	X	✓	X	✓	✓	X	✓	✓
Walter T. Mosley	57	D	92%	88%	90%	✓	✓	✓	✓	✓	✓	✓	✓	✓	✓	X	✓	✓
N. Nick Perry	58	D	92%	94%	93%	✓	✓	✓	✓	✓	✓	✓	X	✓	✓	✓	✓	✓

ASSEMBLY SCORES Key ✓ = pro-environment action X = anti-environment action E = excused	District	Conference	2018 Score	2017 Score	2017-2018 Average	Water Saving Performance Standards	Elevated Blood Lead Level	Community Preservation Fund for Bethlehem	Toxic Show and Tell	Drug Take Back Act	Paint Stewardship	State Transportation Plan	Carryout Bag Waste Reduction	Prohibits Offshore Drilling	Pollinator-Friendly Solar	Farmland Protection	Harvesting Menhaden with Purse Seines	Working Farm Protection Act
	Jaime R. Williams	59	D	77%	75%	76%	✓	✓	X	X	✓	X	✓	✓	✓	✓	✓	✓
Charles Barron	60	D	100%	69%	85%	✓	✓	✓	✓	✓	✓	✓	✓	✓	✓	✓	✓	✓
Staten Island																		
Matthew Titone	61	D	75%	88%	82%	✓	✓	X	✓	✓	✓	✓	X	✓	✓	X	E	✓
Ron Castorina, Jr.	62	R	58%	56%	57%	✓	✓	X	X	✓	X	✓	X	✓	✓	X	E	✓
Michael Cusick	63	D	69%	75%	72%	✓	✓	X	X	✓	✓	✓	X	✓	✓	X	✓	✓
Nicole Malliotakis	64	R	54%	56%	55%	✓	✓	X	X	✓	X	X	X	✓	✓	X	✓	✓
Manhattan																		
Yuh-Line Niou	65	D	100%	94%	97%	✓	✓	✓	✓	✓	✓	✓	✓	✓	✓	✓	✓	✓
Deborah J. Glick	66	D	92%	100%	96%	✓	✓	X	✓	✓	✓	✓	✓	✓	✓	✓	E	✓
Linda B. Rosenthal	67	D	100%	100%	100%	✓	✓	✓	✓	✓	✓	✓	✓	✓	✓	✓	✓	✓
Robert J. Rodriguez	68	D	75%	83%	79%	✓	✓	X	✓	✓	✓	✓	X	✓	E	X	✓	✓
Daniel J. O'Donnell	69	D	82%	100%	91%	✓	✓	X	✓	✓	✓	✓	X	✓	E	X	✓	E
Inez E. Dickens	70	D	75%	40%	58%	✓	✓	X	✓	✓	✓	✓	X	✓	E	X	✓	✓
Al Taylor	71	D	92%	N/A	N/A	✓	✓	✓	✓	✓	✓	X	✓	✓	✓	✓	E	✓
Carmen N. De La Rosa	72	D	92%	81%	87%	✓	✓	✓	✓	✓	✓	✓	✓	✓	✓	X	✓	✓
Dan Quart	73	D	100%	100%	100%	✓	✓	✓	✓	✓	✓	✓	✓	✓	✓	✓	✓	✓
Harvey Epstein	74	D	100%	N/A	N/A	E	E	✓	✓	E	✓	✓	✓	E	✓	✓	✓	✓
Richard N. Gottfried	75	D	100%	94%	97%	✓	✓	✓	✓	✓	✓	✓	✓	✓	✓	✓	✓	✓
Rebecca A. Seawright	76	D	100%	100%	100%	✓	✓	✓	✓	✓	✓	✓	✓	✓	✓	✓	✓	✓

ASSEMBLY SCORES Key ✓ = pro-environment action X = anti-environment action E = excused	District	Conference	2018 Score	2017 Score	2017-2018 Average	Water Saving Performance Standards	Elevated Blood Lead Level	Community Preservation Fund for Bethlehem	Toxic Show and Tell	Drug Take Back Act	Paint Stewardship	State Transportation Plan	Carryout Bag Waste Reduction	Prohibits Offshore Drilling	Pollinator-Friendly Solar	Farmland Protection	Harvesting Menhaden with Purse Seines	Working Farm Protection Act
	Bronx																	
Latoya Joyner	77	D	67%	81%	74%	✓	✓	X	X	✓	✓	✓	X	✓	✓	X	✓	E
José Rivera	78	D	67%	73%	70%	✓	✓	X	✓	✓	✓	X	X	✓	E	X	✓	✓
Michael Blake	79	D	100%	80%	90%	✓	✓	✓	✓	✓	✓	✓	✓	E	✓	✓	E	✓
Nathalia Fernandez	80	D	40%	N/A	N/A	E	E	X	X	✓	X	X	X	E	✓	X	✓	✓
Jeffrey Dinowitz	81	D	100%	88%	94%	✓	✓	✓	✓	✓	✓	✓	✓	✓	✓	✓	✓	✓
Michael Benedetto	82	D	62%	75%	68%	✓	✓	X	X	✓	✓	X	X	✓	✓	X	✓	✓
Carmen E. Arroyo	84	D	92%	56%	74%	✓	✓	X	✓	✓	✓	✓	✓	✓	✓	✓	✓	E
Marcos A. Crespo	85	D	50%	69%	60%	✓	✓	X	X	✓	X	X	X	E	✓	X	✓	✓
Victor M. Pichardo	86	D	77%	80%	78%	✓	✓	X	✓	✓	✓	✓	X	✓	✓	X	✓	✓
Westchester																		
Amy Paulin	88	D	100%	100%	100%	✓	✓	✓	✓	✓	✓	✓	✓	✓	✓	✓	✓	✓
J. Gary Pretlow	89	D	62%	75%	68%	✓	✓	X	X	✓	✓	X	X	✓	✓	X	✓	✓
Steven Otis	91	D	100%	87%	94%	✓	✓	✓	✓	✓	✓	✓	✓	✓	✓	✓	✓	✓
Thomas J. Abinanti	92	D	100%	94%	97%	✓	✓	✓	✓	✓	✓	✓	✓	✓	✓	✓	✓	✓
David Buchwald	93	D	100%	100%	100%	✓	✓	✓	✓	✓	✓	✓	✓	✓	✓	✓	✓	✓
Kevin M. Byrne	94	R	69%	56%	63%	✓	✓	X	✓	✓	X	✓	X	X	✓	✓	✓	✓
Sandy Galef	95	D	100%	100%	100%	✓	✓	✓	✓	✓	✓	✓	✓	✓	✓	✓	✓	✓
Hudson Valley																		
Kenneth Zebrowski	96	D	92%	81%	87%	✓	✓	✓	✓	✓	✓	✓	X	✓	✓	✓	✓	✓

ASSEMBLY SCORES Key ✓ = pro-environment action X = anti-environment action E = excused	District	Conference	2018 Score	2017 Score	2017-2018 Average	Water Saving Performance Standards	Elevated Blood Lead Level	Community Preservation Fund for Bethlehem	Toxic Show and Tell	Drug Take Back Act	Paint Stewardship	State Transportation Plan	Carryout Bag Waste Reduction	Prohibits Offshore Drilling	Pollinator-Friendly Solar	Farmland Protection	Harvesting Menhaden with Purse Seines	Working Farm Protection Act
	Ellen Jaffee	97	D	100%	79%	90%	✓	✓	✓	✓	✓	✓	✓	✓	✓	✓	✓	✓
Karl Brabenec	98	R	58%	50%	54%	✓	✓	X	X	✓	X	✓	X	X	✓	✓	E	✓
James Skoufis	99	D	92%	81%	87%	✓	✓	X	✓	✓	✓	✓	✓	✓	✓	✓	✓	✓
Aileen M. Gunther	100	D	62%	75%	68%	✓	✓	X	X	✓	✓	X	X	✓	✓	X	✓	✓
Brian D. Miller	101	R	54%	56%	55%	✓	✓	X	X	✓	X	X	X	✓	✓	X	✓	✓
Chris Tague	102	R	50%	N/A	N/A	E	E	X	X	✓	X	X	X	E	✓	✓	✓	✓
Kevin A. Cahill	103	D	85%	81%	83%	✓	✓	X	✓	✓	✓	✓	X	✓	✓	✓	✓	✓
Kieran Michael Lalor	105	R	42%	33%	37%	✓	✓	X	X	✓	X	X	X	X	✓	X	✓	E
Didi Barrett	106	D	85%	80%	82%	✓	✓	X	X	✓	✓	✓	✓	✓	✓	✓	✓	✓
Capital Region																		
Jake Ashby	107	R	40%	N/A	N/A	E	E	X	X	✓	X	X	X	E	✓	X	✓	✓
John T. McDonald III	108	D	100%	81%	91%	✓	✓	✓	✓	✓	✓	✓	✓	✓	✓	✓	✓	✓
Patricia Fahy	109	D	100%	100%	100%	✓	✓	✓	✓	✓	✓	✓	✓	✓	✓	✓	✓	✓
Phil Steck	110	D	100%	94%	97%	✓	✓	✓	✓	✓	✓	✓	✓	✓	✓	✓	✓	✓
Angelo Santabarbara	111	D	100%	94%	97%	✓	✓	✓	✓	✓	✓	✓	✓	✓	✓	✓	✓	✓
Mary Beth Walsh	112	R	62%	69%	65%	✓	✓	X	X	✓	X	✓	X	✓	✓	X	✓	✓
Carrie Woerner	113	D	100%	81%	91%	✓	✓	✓	✓	✓	✓	✓	✓	✓	✓	✓	✓	✓
North Country																		
Dan Stec	114	R	69%	69%	69%	✓	✓	X	X	✓	✓	✓	X	✓	✓	X	✓	✓
Billy Jones	115	D	92%	69%	81%	✓	✓	✓	✓	✓	✓	✓	X	✓	✓	✓	✓	✓

ASSEMBLY SCORES Key ✓ = pro-environment action X = anti-environment action E = excused	District	Conference	2018 Score	2017 Score	2017-2018 Average	Water Saving Performance Standards	Elevated Blood Lead Level	Community Preservation Fund for Bethlehem	Toxic Show and Tell	Drug Take Back Act	Paint Stewardship	State Transportation Plan	Carryout Bag Waste Reduction	Prohibits Offshore Drilling	Pollinator-Friendly Solar	Farmland Protection	Harvesting Menhaden with Purse Seines	Working Farm Protection Act
	Addie A.E. Jenne	116	D	77%	94%	85%	✓	✓	X	✓	✓	✓	✓	X	✓	✓	X	✓
Ken Blankenbush	117	R	54%	56%	55%	✓	✓	X	X	✓	X	X	X	✓	✓	X	✓	✓
Marc W. Butler	118	R	42%	53%	47%	✓	✓	X	X	✓	X	X	X	X	✓	X	✓	E
Central New York																		
Anthony Brindisi	119	D	92%	81%	87%	✓	✓	✓	✓	✓	✓	✓	✓	✓	✓	X	✓	✓
William A. Barclay	120	R	54%	63%	58%	✓	✓	X	X	✓	✓	X	X	X	✓	X	✓	✓
William Magee	121	D	75%	81%	78%	✓	✓	X	X	✓	✓	✓	X	✓	✓	✓	E	✓
Clifford W. Crouch	122	R	69%	67%	68%	✓	✓	X	X	✓	✓	X	X	✓	✓	✓	✓	✓
Donna A. Lupardo	123	D	100%	88%	94%	✓	✓	✓	✓	✓	✓	✓	✓	✓	✓	✓	✓	✓
Christopher S. Friend	124	R	50%	36%	43%	X	✓	X	X	✓	X	✓	X	E	✓	X	✓	✓
Barbara Lifton	125	D	85%	88%	86%	✓	✓	X	✓	✓	✓	✓	✓	✓	✓	X	✓	✓
Gary D. Finch	126	R	45%	60%	53%	E	E	X	X	✓	X	X	X	✓	✓	X	✓	✓
Al Stirpe	127	D	92%	94%	93%	✓	✓	✓	✓	✓	✓	✓	X	✓	✓	✓	✓	✓
Pamela J. Hunter	128	D	92%	81%	87%	✓	✓	✓	✓	✓	✓	✓	X	✓	✓	✓	✓	✓
Western New York																		
William B. Magnarelli	129	D	100%	94%	97%	✓	✓	✓	✓	✓	✓	✓	✓	✓	✓	✓	✓	✓
Bob Oaks	130	R	62%	56%	59%	✓	✓	X	X	✓	✓	X	X	✓	✓	X	✓	✓
Philip A. Palmesano	132	R	69%	56%	63%	✓	✓	X	X	✓	✓	✓	X	✓	✓	X	✓	✓
Joseph A. Errigo	133	R	54%	63%	58%	✓	✓	X	X	✓	X	X	X	✓	✓	X	✓	✓
Peter Lawrence	134	R	62%	67%	64%	✓	✓	X	X	✓	X	✓	X	✓	✓	X	✓	✓

ASSEMBLY SCORES Key ✓ = pro-environment action X = anti-environment action E = excused	District	Conference	2018 Score	2017 Score	2017-2018 Average	Water Saving Performance Standards	Elevated Blood Lead Level	Community Preservation Fund for Bethlehem	Toxic Show and Tell	Drug Take Back Act	Paint Stewardship	State Transportation Plan	Carryout Bag Waste Reduction	Prohibits Offshore Drilling	Pollinator-Friendly Solar	Farmland Protection	Harvesting Menhaden with Purse Seines	Working Farm Protection Act
	Mark Johns	135	R	54%	69%	61%	✓	✓	X	X	✓	X	X	X	✓	✓	X	✓
Harry B. Bronson	138	D	85%	81%	83%	✓	✓	X	X	✓	✓	✓	✓	✓	✓	✓	✓	✓
Stephen Hawley	139	R	46%	56%	51%	✓	✓	X	X	✓	X	X	X	X	✓	X	✓	✓
Robin Schimminger	140	D	55%	63%	59%	✓	✓	X	X	✓	X	✓	X	✓	E	X	✓	E
Crystal D. Peo-	141	D	85%	84%	84%	✓	✓	X	✓	✓	✓	✓	✓	✓	✓	X	✓	✓
Erik T. Bohen	142	D	40%	N/A	N/A	E	E	X	X	✓	X	X	X	E	✓	X	✓	✓
Monica P. Wallace	143	D	77%	80%	78%	✓	✓	X	X	✓	✓	✓	X	✓	✓	✓	✓	✓
Michael J. Norris	144	R	54%	56%	55%	✓	✓	X	X	✓	✓	X	X	X	✓	X	✓	✓
Angelo J. Morinello	145	R	54%	56%	55%	✓	✓	X	X	✓	X	X	X	✓	✓	X	✓	✓
Raymond Walter	146	R	85%	67%	76%	✓	✓	✓	X	✓	✓	✓	X	✓	✓	✓	✓	✓
David DiPietro	147	R	46%	45%	46%	✓	✓	X	X	✓	X	X	X	X	✓	X	✓	✓
Joseph M. Giglio	148	R	54%	63%	58%	✓	✓	X	X	✓	X	X	X	✓	✓	X	✓	✓
Sean Ryan	149	D	69%	81%	75%	✓	✓	X	X	✓	✓	✓	X	✓	✓	X	✓	✓
Andy Goodell	150	R	54%	63%	58%	✓	✓	X	X	✓	X	X	X	✓	✓	X	✓	✓





Marcia Bystryn, President
Patrick McClellan, State Policy Director
Shachar Sharon, Communications Director

✓ Shayna Ross, Sophie Humphries and Alex Minassian,
Interns

30 Broad Street, 30th Floor
New York, NY 10004

Phone: 212-361-6350

www.nylcv.org

www.nylcv.org

info@nylcv.org



facebook.com/nylcv



twitter.com/nylcv

NEW YORK LEAGUE OF CONSERVATION VOTERS, INC.