


## *Striped Bass*

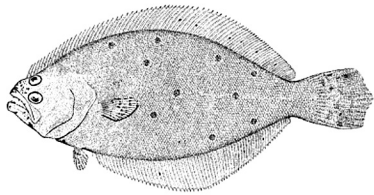


Min. size 28"; Creel limit one fish between 28" and 40"; one fish greater than 40"

Season 4/15-12/15

(Passengers fishing aboard licensed party/charter boats may possess 2 fish with a minimum 28" total length.)

## *Summer Flounder (Fluke)*




Min. size 21"; Creel limit 2

Season 5/15-9/6

(Summer Flounder must be brought to shore intact, except that the white side fillet may be removed for bait.)

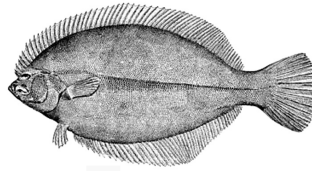
## *Bluefish*



Creel limit 15, no more than 10 of which may be less than 12" in total length

Season all year

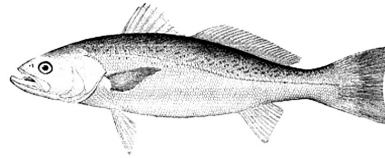
## *Winter Flounder*



Min. size 12"; Creel limit 2

Season 4/1 - 5/30

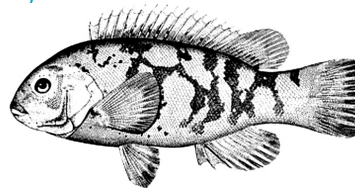
## *Weakfish*



Min. size 16"; Creel limit 1

Season all year


## *Blackfish*



Min. size 14"; Creel limit 4

Season 10/1 - 12/20, 1/17 - 4/30/11

## *Scup (Porgy)*



Min. size 10.5"; Creel limit 10


Season 5/24 - 9/26

(Passengers aboard party/charter boats:

Min. size 11", Creel limit 10 for Season 6/8 - 9/6

Min. size 11", Creel limit 40 for Season 9/7 - 10/11)


## *Black Sea Bass*



Min. size 12.5"; Creel limit 25

Seasons 5/22 - 10/11, 11/1 - 12/31

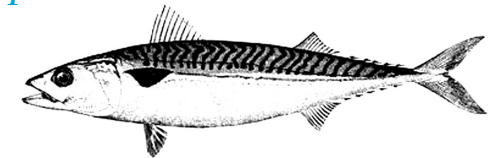
## *Cod*



Min. size 22"; Creel limit none

Season all year

## *Spanish Mackerel*



Min. size 14"; Creel limit 15

Season all year

## *Blue Crab*



Min. size 4.5" (hard shell)

3.5" (soft shell)

3" (peeler/shedder)

Creel limit 50

Season all year

## Other Species

Name	Minimum Size	Creel Limit	Season
Eel	6"	50	all year
Pollock	19"	none	all year
Shad	^	^	^
Haddock	18"	none	all year
Yellowtail Flounder	13"	none	all year
Lobster* Long Island Sound, Lobster Mgt. Area 6	3 3/8" carapace length	6	all year
Lobster* Atlantic Ocean Lobster Mgt. Area 4	3 3/8" carapace length	6	all year
Red Drum	27" maximum size	none	all year
Monkfish	17" 11" tail	none	all year
Atlantic Sturgeon	^	^	^

\* Egg-bearing blue crabs and lobsters must be released without harm.

^ Possession of Shad or Atlantic Sturgeon is prohibited. Any fish taken must be released without harm.

## Save a fish for the future: Tips for catch and release

- **Use a dehooker** to remove a hook quickly.
- **Use artificial lures** as much as possible; fish tend to swallow natural bait deeply, making for a more severe wound.
- Use barbless hooks for quicker release and less injury. On lures you can often replace treble hooks with single hooks.
- If you must remove a fish from the water, **use a shallow landing net** which reduces slime loss due to excessive handling. Keep the fish from flopping around, which aggravates wounds, causes slime loss and adds to exhaustion.
- If you must handle a fish out of water, **wet your hands** to reduce slime loss.
- Hooks in the mouth, gills or gullet should be carefully removed with pliers, a hook disgorging or a dehooker. If a fish is "gut hooked," cut the line and leave the hook.
- **Use circle hooks!** Circle hooks have been proven to dramatically increase survival rates of released fish. In a recent study on released striped bass and tuna, lethal wounds from circle hooks were 1.6% compared to 27.5% for J-hooks. Talk to your local bait shop and tackle shop owner about their use. Circle hooks are now widely available in all sizes to catch everything from bluegills to big bass. **Use circle hooks!**
- After removing the hook, **quickly return the fish to water. Release it upright, head first.** If the fish does not move off quickly, gently move the fish back and forth to force water over the gills. Release when the fish is strong enough to swim away.

# 2010 Fishing Facts for New York Marine Recreational Fishermen



*Courtesy of*  
**Senator**  
**Owen H. Johnson**

**23-24 Argyle Square**  
**Babylon, NY 11702**  
**631-669-9200**  
**[owenjohnson.nysenate.gov](http://owenjohnson.nysenate.gov)**