



2012-13 Budget Presentation

College and Career Readiness

Dr. John B. King, Jr.

*President of the University of the State of
New York*

and

Commissioner of Education

January 23, 2012

Fact Sheet of NY Schools

The scale of our responsibility:

- **More than 4,680 public schools in 696 school districts**
- **More than 1,800 non-public schools**
- **More than 180 operating public charter schools**
- **More than 3 million students**


➤ Of the approximately 2.7 million public school students:

- **48% receive free and reduced lunch**
- **8% are English language learners**
- **14% are students with disabilities**

Statewide Graduation Rates are Up

% Students Graduating with Regents or Local Diploma After 4 Years

Results through June, All Students



Source: NYSED Office of Information and Reporting Services

Our Challenge: Graduating All Students College and Career Ready

New York's 4-year high school graduation rate is 73.4% for All Students. However, the gaps are disturbing.

June 2010 Graduation Rate

Graduation under Current Requirements

| | % Graduating |
|----------------------------|--------------|
| All Students | 73.4 |
| American Indian | 59.1 |
| Asian/Pacific Islander | 82.6 |
| Black | 57.7 |
| Hispanic | 57.3 |
| White | 84.1 |
| English Language Learners | 40.3 |
| Students with Disabilities | 44.1 |

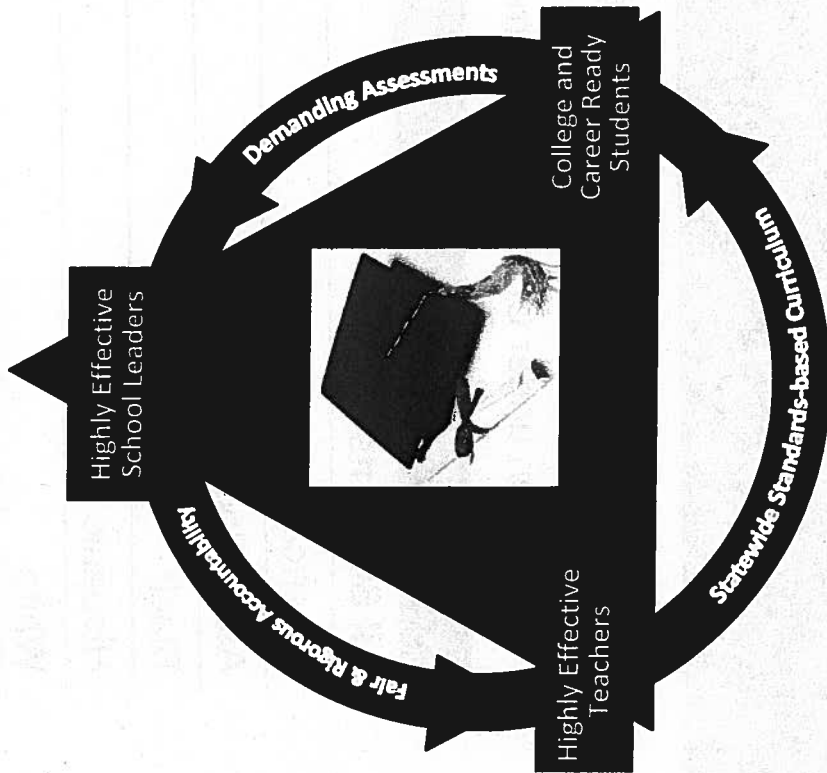
Calculated College and Career Ready*

| | % Graduating |
|----------------------------|--------------|
| All Students | 36.7 |
| American Indian | 21.4 |
| Asian/Pacific Islander | 56.4 |
| Black | 12.8 |
| Hispanic | 14.9 |
| White | 50.6 |
| English Language Learners | 6.1 |
| Students with Disabilities | 4.7 |

*Students graduating with at least a score of 75 on Regents English and 80 on a Math Regents, which correlates with success in first-year college courses.

Source: NYSED Office of Information and Reporting Services

Regents Reform Agenda



- Implementing Common Core standards and developing curriculum and assessments aligned to these standards to prepare students for success in college and the workplace
- Building instructional data systems that measure student success and inform teachers and principals how they can improve their practice in real time
- Recruiting, developing, retaining, and rewarding effective teachers and principals
- Turning around the lowest-achieving schools

Regents Reform Agenda: Our Resources

Legislative Support

Your legislative support has been an integral part of the Regents Reform Agenda:

- P-20 Data System
- Teacher/Principal Evaluation System
- Educational Partnership Organizations
- Charter Schools Accountability and Expansion

Financial Investments Targeted for Education Reform

Nearly 94% of these funds are used for grants to districts, schools and Higher Ed institutions

- Race to the Top — \$696.6 million
- Title I-School Improvement Grants — \$395 million
- Federal Teacher Incentive Fund — \$40.5 million
- Federal IES Grant - Data System — \$27.5 million
- Public-Private Partnerships: Smart Scholars Early College Initiative — \$12.0 million
- Federal Charter Schools — \$113.3 million
- State Capital Funds- P-20 Data System — \$20.4 million
- Regents Research Fund Fellows Program --- \$8.0 million raised to date

Regents Reform Agenda Accomplishments

The most meaningful reform of our schools in a generation

Curriculum and Assessment

- Implementing Common Core and Pre-K Learning Standards
- Launched Network Teams and EngageNY.org
- Taking a leadership role on the PARCC* Governing Board

Data Systems

- Signed data sharing agreements and MOUs with SUNY/CUNY
- Expanded data collection and improved data access for schools

Teachers and Leaders

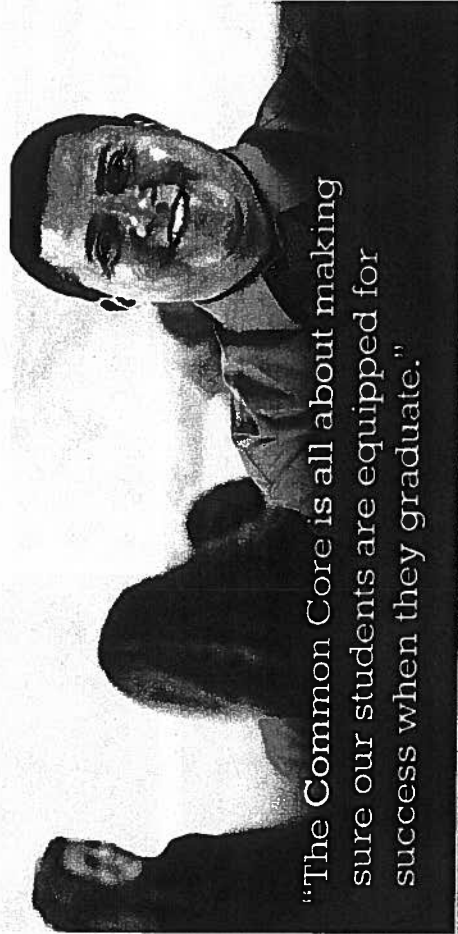
- Adopted teaching standards and teacher/principal evaluation regulations
- Awarded 11 grants for clinically-rich Graduate Teacher Preparation Pilot Programs

School Turnaround

- Integrated NCLB and IDEA Accountability Systems
- Competitively awarded Federal School Improvement Grants (SIG) to 10 school districts
- Launched the School Innovation Fund (SIF) competitive grant program in 3 school districts

*PARCC is a consortium of states working together to develop next generation computer-based tests

Common Core



“The Common Core is all about making sure our students are equipped for success when they graduate.”

What does success look like for our students? Common Core standards serve as a guidepost for educators – so that we can ensure that every student across New York is on track for college and career success.

Here you will find resources to guide your implementation:

For Teachers

[Common Core Instructional Shifts](#)
[Curriculum Exemplars](#)

For Principals

[Common Core Instructional Shifts](#)
[Common Core Implementation Timeline](#)

For Network Teams/NTEs

[Common Core Instructional Shifts](#)
[Common Core Implementation Timeline](#)

For Administrators

[Common Core Instructional Shifts](#)
[Common Core Implementation Timeline](#)
[Teacher Evaluation Road Map 2011-12](#)

Teacher and Principal Evaluation: Building a System of Continuous Improvement

Annual Evaluations

- Required for all teachers and principals

Clear, Rigorous Expectations

- New York State Teaching Standards
- Interstate School Leaders Licensure Consortium Standards

Multiple Measures

- 20% Student Growth on State Tests or Comparable Measures
- 20% Locally Selected Measures of Student Achievement
- 60% Other (observations, student feedback, etc.)

Differentiated Rating Levels

- Highly effective, Effective, Developing, Ineffective

Regular Feedback

- Frequent, ongoing, and linked to professional development opportunities

Significant Factor

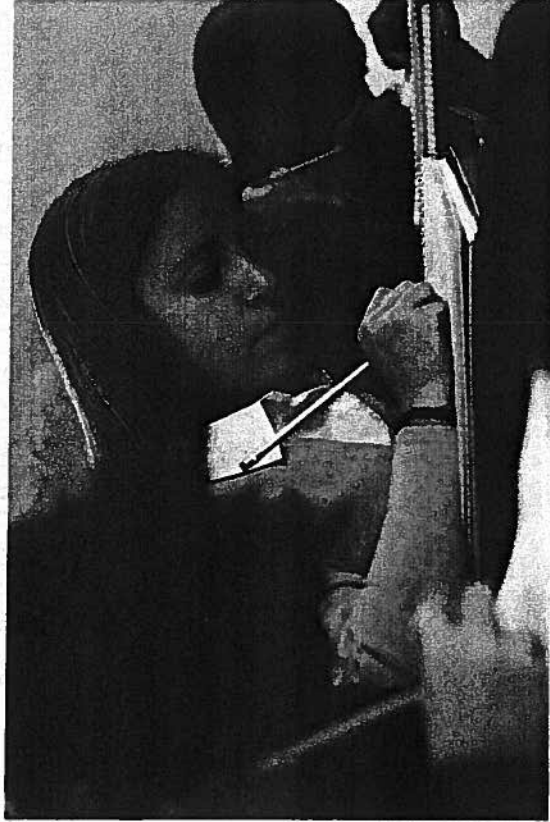
- In employment decisions, supplemental compensation

Funding to Support NYS Assessment Program

2012-13 \$10 Million Budget Request

| | |
|---------------------------------------------------------------------|---------|
| General Fund support to sustain current exams | \$8.5 M |
| Development of new English language arts (ELA) grade 9 and 10 exams | \$1.5 M |

The New York State Testing Program is critical to drive instructional improvement



- Key component of the State's accountability system
- Needed for successful teacher and principal evaluation system
- A key measure of taxpayers' "return on investment"
- 5 exams required for Regents Diploma (English, Integrated Algebra, Living Environment or Earth Science, Global History and Geography, U.S. History and Government)
- 8 exams required for Regents Diploma with Advanced Designation
- More than 2 million Regents exams taken annually
- Nearly 3 million grades 3-8 tests taken annually

Enhancing Test Integrity

2012-13 \$2.1 Million Budget Request

The Board of Regents is committed to ensuring the integrity of the Grades 3-8 tests and Regents exams.

- Independent review of SED's procedures related to incident reporting and follow-up on allegations of testing impropriety
 - A report is due to the Board of Regents at their February meeting
- Requesting \$2.1 million
 - \$1.0 million to perform erasure analysis
 - \$700,000 for inter-rater reliability studies
 - \$200,000 to support statistical data forensics
 - \$200,000 to pilot computer-based testing
- Beginning in 2012-13 school year, prohibit teachers from scoring their own students' State assessments

Ensure continued development of our testing program into a sophisticated and rigorous system necessary for meaningful education reform

Critical Regents 2012-13 Budget Request

| | |
|------------------------------------------------------------------|---------------------|
| Assessment Program | \$10,000,000 |
| General Fund support to sustain current exams | \$8.5 M |
| Continuation of funding from 2011-12 | \$7.0 M |
| January 2013 Regents Exams | \$1.5 M |
| Development of new English language arts (ELA) 9 and 10 exams | \$1.5 M |
| Enhance Test Integrity | \$2,100,000 |

The 2012-13 Regents Budget Request also included continuation of funding provided by the Legislature in 2011-12 for the GED program (\$700,000)

Tenured Teacher Hearings

Fully functioning system is essential for reform

The 3020-a system is broken – it takes too long and costs too much – and needs to be fixed

- SED's 2011 legislative proposal (A.6225 – Nolan/S.4629 – Flanagan) would make programmatic and fiscal reforms to:
 - Realize cost-savings by aligning incentives
 - Control costs by authorizing the Commissioner to:
 - Disqualify hearing officers who do not meet timelines
 - Establish maximum rates for arbitrators and limit study hours that can be claimed
 - Reduce the length of time to resolve cases
 - Result in a net savings to school districts

Expanding Access to Higher Education

Education Equity for DREAMers Act

- Give undocumented immigrants the opportunity to access higher education by making State financial aid available
 - Our economic growth depends on a vibrant, well-educated workforce
 - Too many New Yorkers are denied the opportunity to the education they need to fully participate in our economy

TAP for Early College High School Students (S.5647 – Flanagan)

- Early College High Schools are an innovative strategy to increase access to post-secondary education for disadvantaged students
 - Accelerate completion of high school studies while earning transferable college credits

Regents Reform Agenda: Next Steps

Curriculum and Assessment

- Curriculum models in English Language Arts/Literacy and Mathematics for grades P-12
- 100's of videos of exemplary classroom teaching available to educators statewide
- Expanded content and instructional resources on EngageNY.org

Data Systems

- Education Data Portal RFPs
 - Data Dashboards (teacher, parent, and student access to educational data)
 - Content and Collaboration (public and educator access to Common Core-aligned curriculum/instructional resources)

Teachers and Leaders

- More clinically-rich educator preparation pilot programs
- Additional guidance and support to implement new teacher/leader evaluation system
- Building new, more rigorous assessments for teacher/principal certification

School Turnaround

- Continue technical assistance to SIG districts on teacher/leader evaluation plans
- Second round of the School Innovation Fund (SIF) competitive grants program
- Make RTTT funds available to build capacity in districts with persistently lowest achieving schools
- Seek legislation to empower the Regents to intervene in chronically underperforming schools

NCLB Waiver Initiative

An Opportunity for NY to:

- Concentrate efforts on those schools that most need support
- Measure students' college and career readiness
- Incorporate student growth measures
- Utilize new diagnostic tools to measure schools' performance and coordinate use of funds
- Assist the lowest performing five percent of the schools in the state to implement whole school reform models
- Identify districts with the lowest subgroup performance (e.g. students with disabilities, English language learners, low income) and focus 5% to 15% of their Title I and II funds on improving subgroup performance
- Identify Reward schools and provide them with new flexibility

To Receive Flexibility, NY must

- Set College- and Career-Ready Standards for All Students
- Develop Systems of Differentiated Recognition and Accountability (including the use of student growth to help identify schools for support and intervention)
- Support Effective Teaching and Leadership (including the use of multiple, valid measures that significantly factor student growth into teacher and principal evaluations)
- Reduce Duplication and Unnecessary Burden

State Aid to Schools

Regents 2012-13 Proposal

- Recommends an increase for education of \$805 million, approximately 4%, aligned with the growth in personal income
- Directs 73% of the increase in General Support for Public Schools to high-need school districts with limited ability to raise revenues under the tax cap
- Enhances transparency and simplifies school funding by (1) incorporating the GEA into the school aid base, and (2) eliminating GEA moving forward so there is only one formula
- Makes tough — but fair — choices in reining in the growth of expense-based aids:
 - Controls out-year growth in BOCES Aid and Transportation Aid by focusing resources towards high-need districts
 - Recommends ways to moderate future Building Aid growth without affecting allocations for existing projects

The cap on future State aid and local revenues requires a multi-year approach with a realistic Foundation Aid that allows districts to plan 5-years ahead

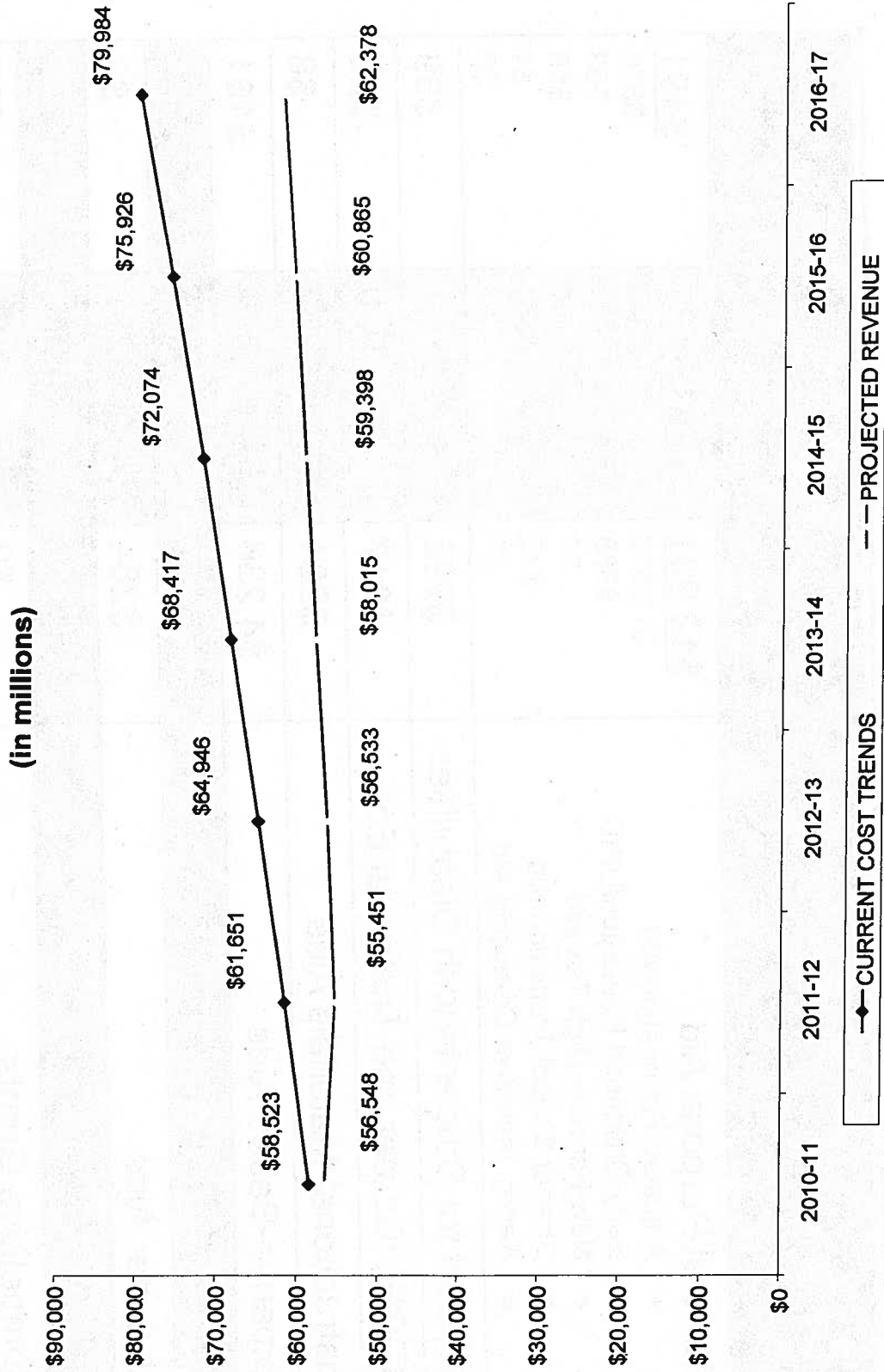
Regents 2012-13 State Aid Proposal

| Program | 2011-12 School Year | Regents 2012-13 Request | Regents Change from Base |
|-----------------------------------------------|---------------------------|-------------------------------|--------------------------------|
| General Purpose Aid | <u>\$12,991</u> | <u>\$13,482</u> | <u>\$491</u> |
| • Adjusted Foundation Aid | \$12,573 | \$12,949 | \$376 |
| • Early Childhood Education/UPK | \$388 | \$441 | \$53 |
| • New Formula High Tax Aid | \$0 | \$58 | \$58 |
| • Charter School Transition Aid | \$27 | \$31 | \$4 |
| • Reorg. Incentive Operating Aid | \$3 | \$3 | \$0 |
| Support for Students with Disabilities | \$792 | \$861 | \$69 |
| BOCES/Career and Technical Ed | \$917 | \$940 | \$23 |
| Instructional Materials Aids | \$281 | \$289 | \$8 |
| Expense-Based Aids | \$4,236 | \$4,397 | \$161 |
| Computerized Aids Subtotal | \$19,217 | \$19,969 | \$752 |
| All Other Aids | \$284 | \$287 | \$3 |
| Total GSPS* | \$19,501 | \$20,256 | \$755 |
| Competitive Grants | \$0 | \$50 | \$50 |
| Grand Total | \$19,501 | \$20,306 | \$805 |

*General Support for Public Schools

All amounts in millions


Impact of Caps on Local and State Revenues for School Districts



Source: New York State Board of Regents Item. "Development of 2012-13 Regents State Aid Proposal." <http://www.regents.nysed.gov/meetings/2011/011sad1.pdf>

School District Expenditures (2005-06 vs 2009-10)

Total School Expenditures
(millions)



Source: "Development of 2012-13 Regents State Aid Proposal." <http://www.regents.nysed.gov/meetings/2011Meetings/October2011/1011sadi.pdf>

Mandate Relief

Recent Regents Mandate Relief Efforts

- Repealed school facility report card
- Repealed school bus idling reports
- Provided flexibility with bus driver safety training
- Repealed requirements for vision screenings for hyperopia
- Provided additional certification flexibility with regard to assignment of teachers in school districts and BOCES to provide for more cost-effective operations

Regents Proposals Adopted in 2011 Mandate Relief Legislation

- Biennial (instead of annual) preschool census
- School bus planning based on actual ridership and regional transportation pilot projects
- Claims auditing flexibility
- Shared superintendents for small districts

2012 Regents Mandate Relief Proposals

- The Regents State Aid Proposal includes mandate relief recommendations so this year we will be sending you a bill to reduce even more unnecessary requirements and burdens on school districts
- We have compiled a list of 151 mandates collected from the field

<http://www.p12.nysed.gov/fmis/mandaterelief/home.html>

Protecting Educational Opportunity

While Containing Special Education Costs

The Regents Regulatory Actions

- Provided flexibility for addressing mid-year programming needs without additional cost
- Eliminated unnecessary minimum service requirements
- Issued proposed regulations to
 - align the timeframe for preschool evaluations with the school age standard of 60 days, and
 - reduce the paperwork burden for psychologists when they determine that a psychological reevaluation is unnecessary

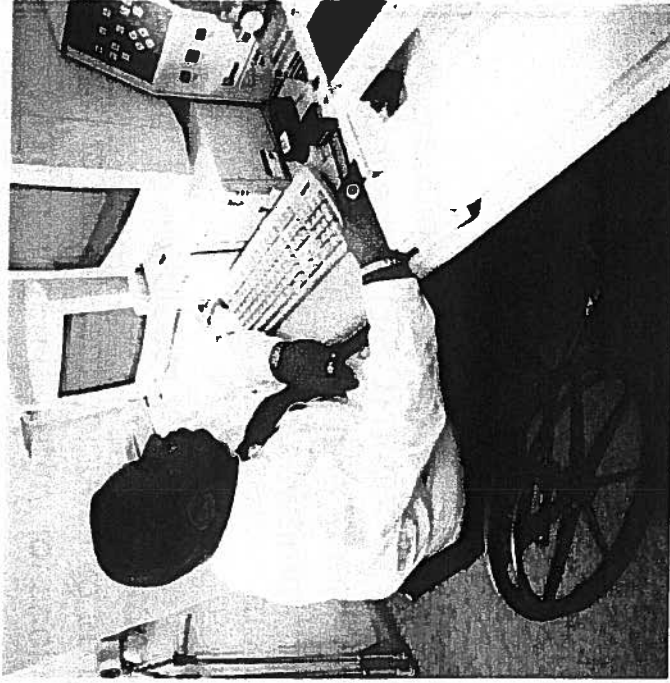
Proposed Statutory Revisions

- Eliminate unnecessary reporting requirements
- More closely align the Committee on Special Education (CSE) to the federal requirements and eliminate the need for Sub-Committees on Special Education
- Ensure more timely resolution of disputes by reducing the statute of limitations for impartial hearings from two years to one year generally and to 180 days for tuition reimbursement hearings
- Allow district choice of preschool evaluators

Adult Career and Continuing Education Services (ACCES)

Fully focused on our Adult Population

- ACCES-VR helped more than 12,000 individuals with disabilities get a job for estimated annual earnings of \$206 million
- Independent living centers provided services to nearly 82,000 individuals
- Provided oversight for 500 proprietary schools serving 200,000 students
- Provided adult education services for over 123,000 adults



High School Equivalency/ GED®


New Challenges


- Passing the GED® test is the primary method to achieve a Regents High School Equivalency Diploma in New York State
- Changes to the GED® test planned by GEDTS (private, for-profit company) to begin on January 1, 2014, present serious additional challenges to those seeking the High School Equivalency diploma
 - Computer based
 - Common Core-aligned – more rigorous
 - GEDTS will administer the test
 - GEDTS will increase the per test cost
 - Anticipated dramatic increase of test takers before January 2014
- SED is addressing these issues by:
 - Make the public aware of the change
 - Exploring alternative pathways to the High School Equivalency Diploma

Cultural Education

Cultural institutions play an important role in learning and generate more than \$1 billion in annual economic activity

- **SED operates the State museum (including research), archives and library.**
 - More than 700,000 on-site visitors to view exhibits, do on-site research and participate in classes
- **Statewide programming**
 - 400,000 visitors to 9/11 exhibits in 32 locations statewide
 - 39.5 million users of NovelNY, Archives and Library online databases
 - 33,000 inter-library loan requests
- **Key 2012 Statewide Actions**
 - Contributed to Capitol restoration efforts (including Hall of Governors, Flag Room and War Room)
 - Civil War 150th anniversary exhibits in Albany and statewide
 - 1.6 million participants in statewide summer reading
 - Increase public access by digitizing collections
 - Support for 750 public libraries and 26 public broadcasters
- **Preservation, Research and Exhibition continue**
 - Continued short-term exhibits and public programs
 - Multiple New York State focused research initiatives
 - Programs for and outreach to K-12 remain as focuses





The Ultimate Goal and Our Challenge –
Graduating All Students College and Career Ready

Thank You.