



CHILD SAFETY RECORD

Safety Counts

Protecting Our Children in the 21st Century



Dear Neighbor,

Recent data spells out a troubling reality for parents: nearly 800,000 children may be reported missing this year (about 2,200 a day). While most are never in real danger and will be found relatively quickly, some, sadly, are never seen again. Roughly 114,000 children face actual abduction attempts every year.

The minutes and hours immediately following a child's disappearance are the most critical. New York State's Amber Alert helps get the word out quickly to the public and to local law enforcement agencies that abduction has occurred. However, there are extra precautions that parents can take. To help parents have easy access to much of the information they will need to provide local authorities, I have put together a Child Safety Record. Fill out this record with your child, and keep it in a safe and readily available location.

Once completed, these documents will contain a detailed profile of the missing child and in a race against time, can help authorities find him or her more quickly. I've also included ten of the most common tips advised by law enforcement to protect your child.

As unlikely as it is that your child will ever be in this situation, should that happen, you will be glad you took the time to record this vital information into one document. As always, feel free to contact my office with any questions or if I can be of any further assistance.

Sincerely,

James S. Alesi
55th Senate District

Child's Full Name:



*Attach
recent photo
(i.e. school photo)*

*Keep this
record in a
safe and
accessible
location*

*This is your child's
private record
of personal
information to be
given to police
if it is ever needed.*

Safety Counts: Your Child

Before you fill in this information you may want to make copies to update annually (your child's birthday or first day of school are good dates to remember).

Child's Name (first) (middle initial) (last name)

Street Apt # City State Zip

() _____ () _____
Home phone Cell phone of parent or guardian

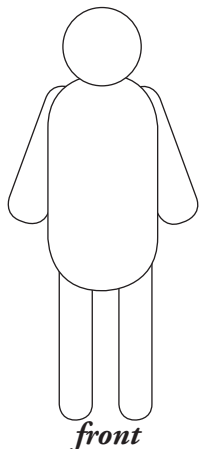
Nickname of Child Social Security Number

Mother's Name Phone Number (home / work) Social Security Number


Street Apt # City State Zip

Father's Name Phone Number (home / work) Social Security Number

Street Apt # City State Zip



Indicate identifying marks on front and back (birthmarks, scars, moles, etc.) with descriptions _____



back

Hair Sample

(roots and follicles attached)

Child's Identification Record

Identifying Characteristics

Height: _____ Weight: _____ D.O.B.: _____

Hair color/description (long/short, curly/straight): _____

Eye Color: _____ Race: _____

Glasses ☐ yes ☐ no Contact lenses ☐ yes ☐ no

Braces/Type: ☐ yes ☐ no _____

Particular mannerisms: _____

Clothing Size: _____ Shoe Size: _____

Physical Handicaps: _____

Hand Preference: _____

Child's favorite...

Foods: _____

Activities: _____

List of Child's Best friends

1. _____ () _____
Name phone number

Street City State Zip

2. _____ () _____
Name phone number

Street City State Zip

Fingerprints:

You can take this form to your local police department with your child.



RIGHT THUMB	RIGHT INDEX	RIGHT MIDDLE	RIGHT RING	RIGHT PINKIE
LEFT THUMB	LEFT INDEX	LEFT MIDDLE	LEFT RING	LEFT PINKIE

Dental Records

Dentist's Name: _____

Phone Number: _____

Street City State Zip

Attach copy of dental records here, if available (X-ray)

--

Medical Records

Doctor's Name: _____

Phone Number: _____

Street City State Zip

Child's Blood Type: _____

Medications: _____

Allergies: _____


Chronic Illnesses: _____

Hospital where born: _____

55th Senate District

James S. Alesi
New York State Senator

Safety Counts:
Protecting Our Children in the 21st Century



More Resources For Parents

10 TIPS FOR PROTECTING YOUR CHILD

- 1) Don't just preach "stranger danger"— teach your child to recognize and avoid situations that may actually place them in danger.
- 2) Make sure that your child has memorized your home number, your address, and 911.
- 3) Identify registered offenders in your area (<http://www.familywatchdog.us/>).
- 4) Teach your child the buddy system and to always walk with at least one other friend.
- 5) Practice drills with your child that include when they are accidentally separated from you in a public place, or in the event that they have been kidnapped.
- 6) Teach your child to yell "you're not my parent" if they are approached by someone they don't know.
- 7) Many abductions occur at the hands of family and friends. If someone other than yourself is sent to pick up your child, develop a "safe word" with your child and have that person tell your child the "safe word." If that person does not know the "safe word," your child should know not to go with them.
- 8) Restrict your child's access to the internet — know what sites your child is visiting and who they are talking to.
- 9) Watch for sudden behavioral changes in your child that may cause them to drop their guard or not consider the possible dangers of certain situations.
- 10) Talk with your child and help them think proactively about how they can protect themselves when you are not with them.



For more information about the Amber Alert Plan, call the Missing and Exploited Children Clearinghouse at 1-800-FIND-KID (1-800-346-3543) or <http://criminaljustice.state.ny.us/missing/>

NATIONAL HOTLINES:

Child Find of America

1-800-I-AM-LOST (1-800-426-5678)
1-800-A-WAY-OUT (1-800-292-9688)
Parent Helpline
1-800-716-3468
www.childfindofamerica.org

National Center for Missing and Exploited Children

1-800-843-5678
www.missingkids.com

Covenant House Nineline Runaways

1-800-999-9999
www.covenanthouse.org