



THE STATE UNIVERSITY OF NEW YORK

**Maintaining Quality, Equity, and
Affordability in Public Higher Education
throughout the Pandemic and Beyond**

Chancellor Jim Malatras
November 22, 2021



Enrollment at SUNY Over 10 Years

The pandemic accelerated, but did not create enrollment challenges in higher education.

Not all sectors have had the same experience. Growth has been strong in our doctoral and university centers. The sector driving the overall decline is the community college sectors. Community colleges make up about ~half the enrollment for SUNY.

	10-year % change
SUNY Total	-20.9%
State-Operated	-4.9%
Doctoral Institutions	10.4%
Research University Centers	11.2%
Comprehensive Colleges	-20.4%
Technology Colleges	-9.3%
Community Colleges	-35.2%



Higher Education Must Better Connect With Individuals Who Need Post Secondary Education



Americans Split on Whether 4-Year College Degree is Worth the Cost

By CARRIE DANN
September 7, 2017

Americans are becoming more skeptical that a four-year college education is worth the cost, a new poll from NBC News and the Wall Street Journal finds.

The national survey of social trends, which was conducted August 5-9, found that 49 percent of Americans agreed with the statement that a four-year degree "is worth the cost because people have a better chance to get a good job and earn more money over their lifetime." But about the same share, 47 percent, said that a degree is not worth the cost "because people often graduate without specific job skills and with a large amount of debt to pay off."



70%

**Of all new jobs created in the United States will
require some post-secondary credential by
2027.**

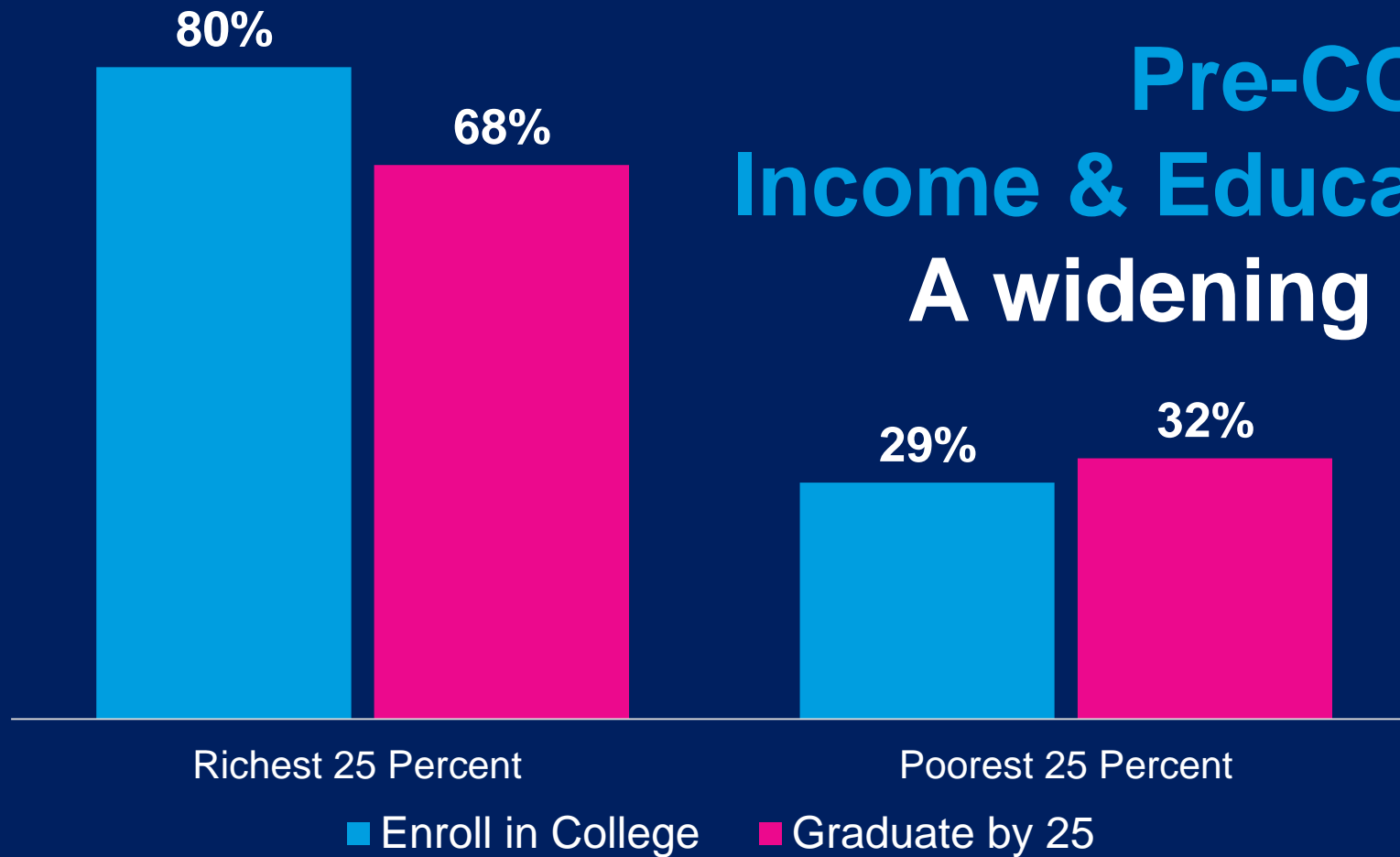
Source: Goldie Blumenstyk, "By 2020, They Said, 2 Out of 3 Jobs Would Need More Than a High-School Diploma. Were They Right?", *The Chronicle of Higher Education* (January 20, 2020)



Enrollment Challenge Is Really An Equity Challenge.



Pre-COVID Income & Education A widening gap.



Source: Gains and Gaps: Changing Inequality in U.S. College Entry and Completion



PK-12 Public School District Demographics

	PK-12 Student Enrollment	% Economically Disadvantaged	% Black, Hispanic, or Native American	High School Graduation Rate
New York State Total	2,581,069	57%	46%	85%
Buffalo Public School District	30,674	82%	67%	76%
Rochester Public School District	25,017	90%	87%	68%
Syracuse Public School District	19,011	81%	64%	71%
Albany, Schenectady, Troy Public School Districts	21,695	71%	57%	75%
Yonkers Public School District	24,633	80%	77%	91%
New York City Public School Districts	1,033,669	75%	67%	79%

SUNY System Administration Office of Institutional Research and Data Analytics :: November 15, 2021
Source: New York State Education Department (NYSED), data.nysed.gov, 2019-20



General Population Demographics

U.S. Census Bureau, 2019 ACS 5-Year Estimates Data Profiles; select metrics	Total Population (all ages)	25 Years and Older Without a College Degree	Unemployment Rate	Poverty Rate
New York State Total	19,572,319	7,455,890 (55%)	3.4%	10.4%
Buffalo Public School District	256,480	104,725 (63%)	4.2%	24.8%
Rochester Public School District	206,848	85,790 (65%)	6.3%	26.7%
Syracuse Public School District	142,874	54,306 (62%)	5.2%	23.9%
Albany, Schenectady, Troy Public School Districts	203,991	73,424 (57%)	5.0% *	14.6% *
Yonkers Public School District	199,968	80,867 (59%)	4.2%	11.6%
New York City Public School Districts	8,419,316	3,297,980 (56%)	4.0%	14.6%

** Data not available for Troy; numbers shown are for Albany and Schenectady school districts only
 SUNY System Administration Office of Institutional Research and Data Analytics :: November 15, 2021
 Source: U.S. Census Bureau, American Community Survey, 2019 ACS 5-Year Estimates Data Profiles*



5-Year Changes in SUNY Applicants and Enrollment

Applicant and Student City of NYS Permanent Residence	Applicants to SUNY, 2016	Applicants to SUNY, 2021	5-Year % Change in Applicants	Enrollment at SUNY, Fall 2016	Enrollment at SUNY, Fall 2021	5-Year % Change in Enrollment
Non Major Metro NYS	105,951	99,960	-6%	291,481	245,586	-16%
Buffalo	4,032	3,448	-14%	12,622	11,327	-10%
Rochester	2,691	2,295	-15%	13,418	9,518	-29%
Syracuse	1,220	967	-21%	7,357	5,509	-25%
Albany, Schenectady, Troy	2,207	1,896	-14%	10,730	8,888	-17%
Yonkers	979	995	+2%	3,411	2,884	-16%
New York City	40,095	37,393	-7%	46,876	42,889	-9%

SUNY System Administration Office of Institutional Research and Data Analytics :: November 16, 2021
 Sources: SUNY Enrollment Management and SIRIS Data Warehouses



Higher Education Must Better Connect With Individuals Who Need Post Secondary Education

The New York Times

Is College Worth It? Clearly, New Data Say

By David Leonhardt
May 27, 2014

Some newly minted college graduates struggle to find work. Others accept jobs for which they feel overqualified. Student debt, meanwhile, has topped \$1 trillion.

It's enough to create a wave of questions about whether a college education is still worth it.


A new set of income statistics answers those questions quite clearly: Yes, college is worth it, and it's not even close. For all the struggles that many young college graduates face, a four-year degree has probably never been more valuable.



Access + Excellence

Higher Education Equals Social & Economic Mobility

Percent of students who come from families in bottom fifth and reach top fifth of income distribution



Source: The Equality of Opportunity Project

SUNY THE STATE UNIVERSITY OF NEW YORK





The State University
of New York

Our Mission Is Our Future.
This is SUNY for All.



SUNY FOR ALL

FOUNDATIONS:

- 1 Break out of traditional model
- 2 Go into communities
- 3 Bring all partners together
- 4 Lower barriers and provide support
- 5 Build a system of lifelong learning



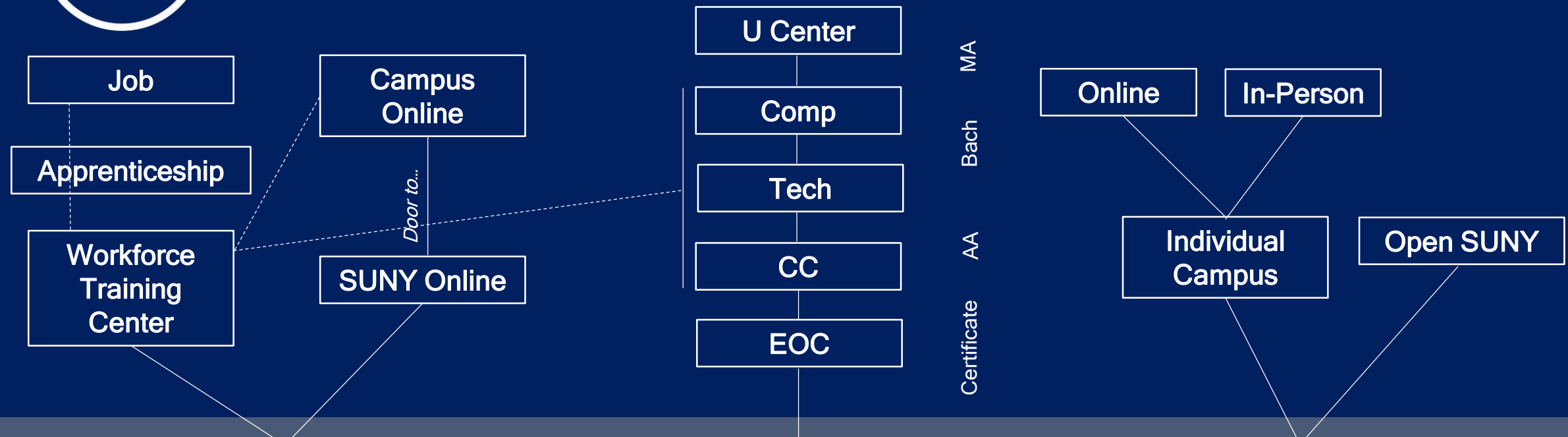
SUNY FOR ALL

FOUNDATIONS:

- 1 Break out of traditional model
- 2 Go into communities
- 3 Bring all partners together
- 4 Lower barriers and provide support
- 5 Build a system of lifelong learning



SUNY FOR ALL



MODE

Online

Residential

Hybrid

INDIVIDUAL


System helps with menu of support as needed:


- Coaches
- EOP
- Scholarships
- PLA
- Transfer Credits

Full-Time
Part-Time
Non-Matric



Focus on Student, Not Institution



 THE STATE UNIVERSITY
OF NEW YORK

[Request Info](#)

64 Colleges & Universities.
Opportunity for All.

You're Going Places. We'll Help.

[I WANT TO FIND
MY SUNY CAMPUS >](#)

Want the full campus experience? Whatever you're into, there's a SUNY for you. Learn about all 64 campuses and find your match.

[I WANT TO START
AN ONLINE PROGRAM >](#)

Earn your fully accredited SUNY degree with the convenience and flexibility of online learning. Find your program with SUNY Online.

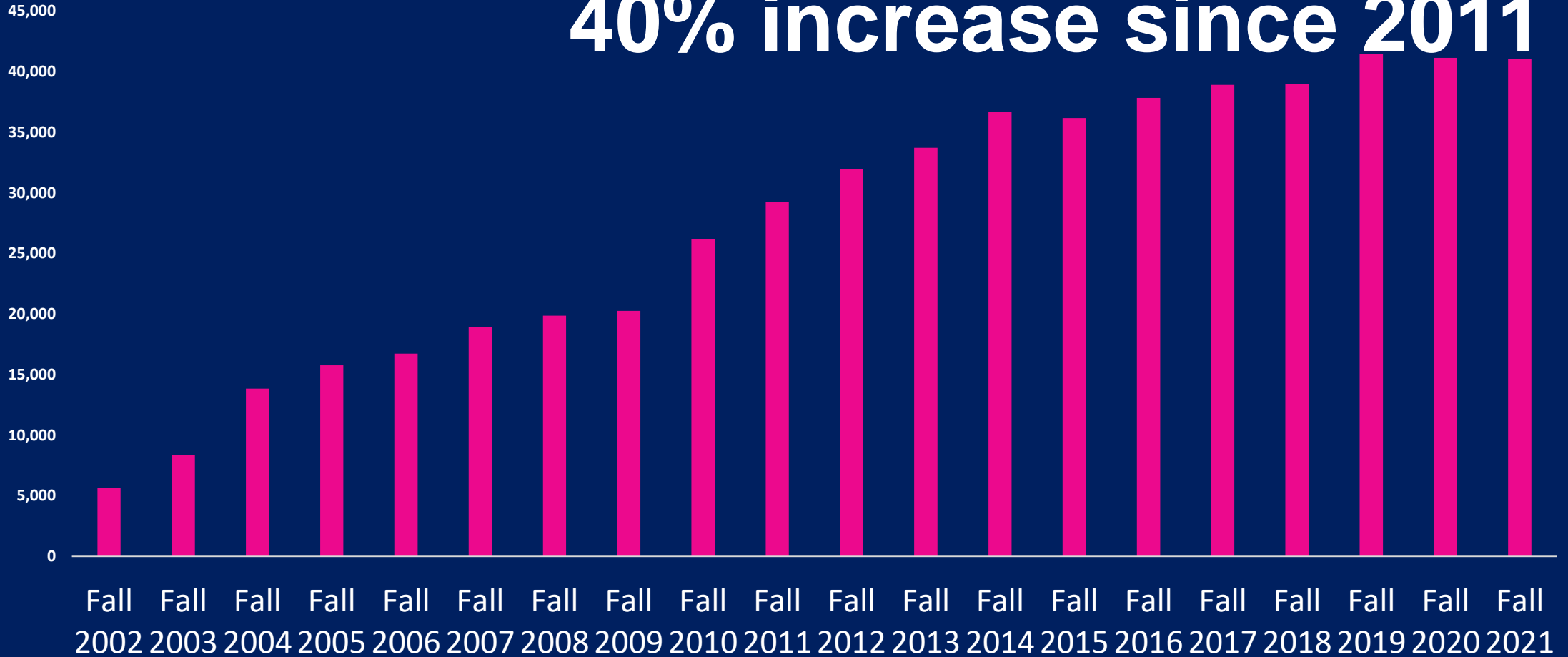
[I NEED SKILLS FOR
COLLEGE OR A JOB >](#)

Enroll in free, flexible college prep or employment certification programs with robust support to help you succeed.



Early College High Schools: Breaking down traditional education barriers Concurrent Enrollment in Community Colleges

40% increase since 2011





Enhanced Student Support: Access

- **Child care (also created experiential learning opportunities for students).**
- **Mental health \$25M**
- **Combatting food insecurity (SNAP expansion)**
- **Technology (10K laptops purchased)**
- **Eliminated application fee for low-income students**



SUNY's Program to Auto Enroll 10K Eligible Students into SNAP.



Enhanced Student Support: Excellence

- Expanded EOP program
 - New Medical EOP Program
 - Expanded by 1,000 slots
 - EOP Ambassador Program
 - Added 5 new SUNY community colleges to program
- Re-Enroll to Complete
- First-Ever Chancellor Dissertation Awards
- SUNY Prepare Innovation and Internship Program



First cohort of the new SUNY Medical EOP Program.



Enhanced Student Support: Great Teachers, Great Students

- **PRODiG—41% of all new faculty hired last year were diverse**
- **Hispanic Leadership Institute**

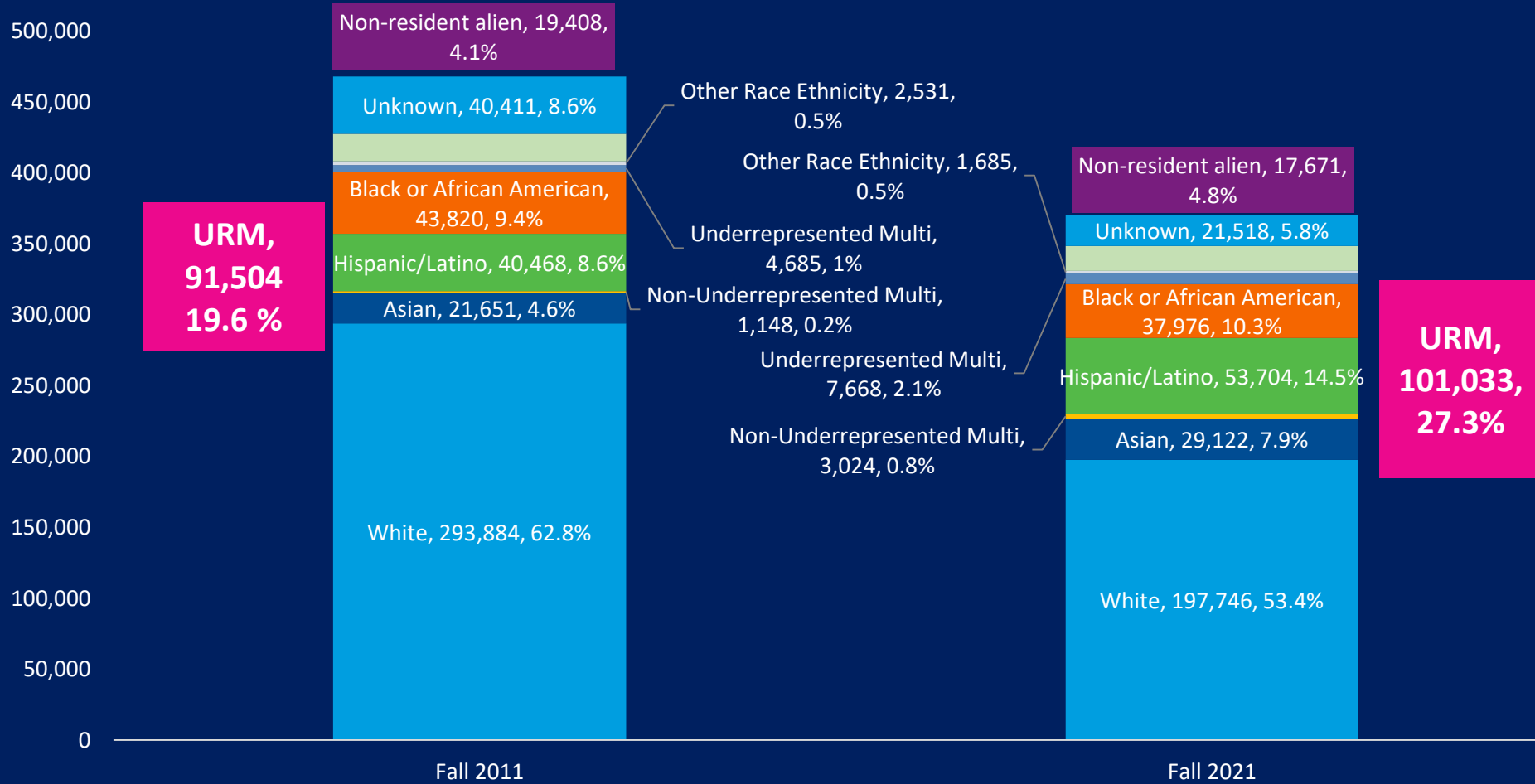


Announcing Second PRODiG Faculty Class in New Paltz.



SUNY Overall Enrollment by Race/Ethnicity Fall 2011 and Fall 2021

(includes FT and PT, Undergraduate and Graduate)

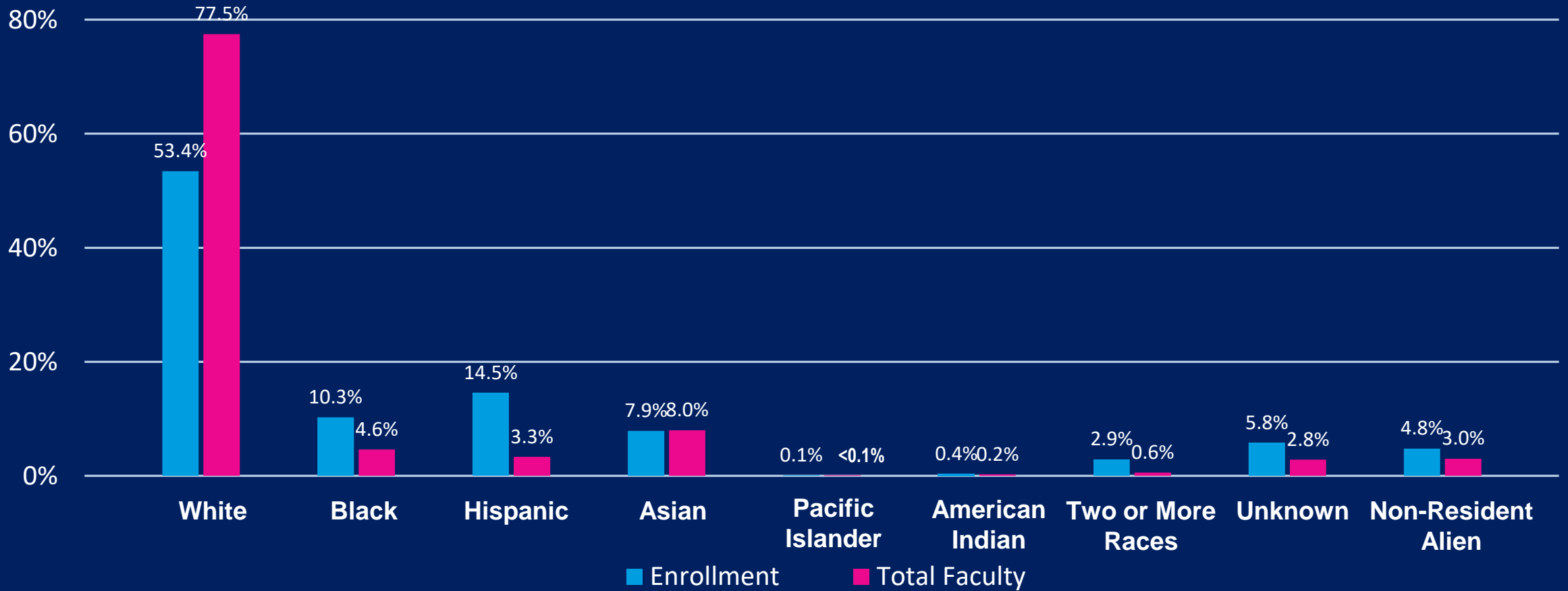


Other Race Ethnicity includes Native Hawaiian or Other Pacific Islanders and Native American or Alaska Native



Fall 2021 Enrollment at SUNY by Race/Ethnicity Compared to Fall 2020

Race/Ethnicity Distribution of Total SUNY Faculty (Full-time and Part-time)



SUNY System Administration Office of Institutional Research and Data Analytics :: November 15, 2021

Source: SUNY Data Warehouse



Lifelong Learning: Create State of the Art SUNY Credential System

- 36M Americans have some college, no degree.
 - 833K NYers between 25-44
 - 2.1M NYers 25+
- Although took college courses and learned skills, some stepped out without traditional Bachelor, Associates, Masters, PhD.
- To transform higher education and meet workforce demand we propose SUNY/NYS create the model credential system.

THURSDAY, 30 SEPTEMBER 2021 13:09

SUNY Empire Receives \$3 Million IES Grant from U.S. Department of Education

BY SARATOGA TODAY | EDUCATION



SARATOGA SPRINGS — SUNY Empire State College has been awarded an Institute of Education Sciences (IES) grant through their “Transformative Research in the Education Sciences” program. SUNY Empire and selected partners will use the federal grant, totaling nearly \$3 million over three years (\$2,999,998.13), to develop a recognized incremental credentialing system for U.S. postsecondary education that will improve academic and labor-market outcomes for students.

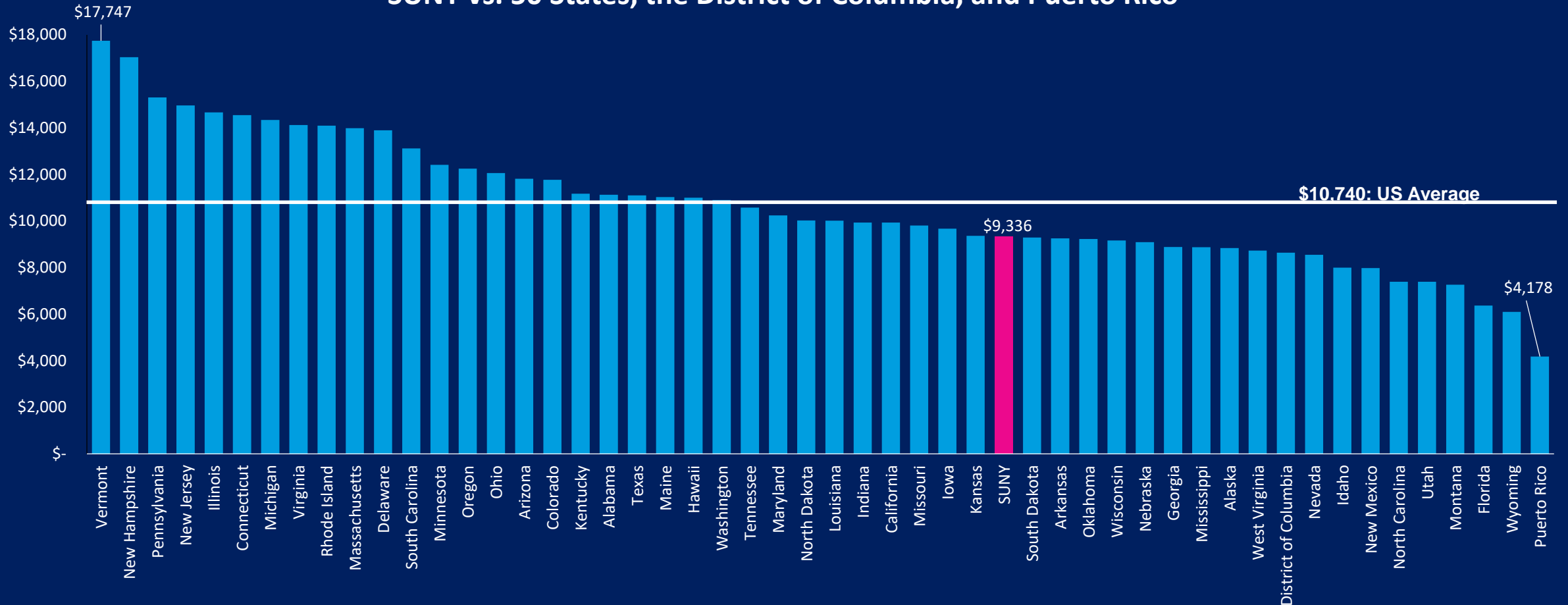
The initiative, “Credential as You Go: Transforming the Credentialing System of the U.S.,” will serve as a blueprint for colleges, universities, and higher-education systems to strategically develop and implement incremental credentials, such as short-term certificates, badges, and micro-credentials, for their students. This work builds upon a previous planning grant funded through the Lumina Foundation.

Nan Travers, Ph.D., Director of SUNY Empire’s Center for Leadership in Credentialing Learning, will lead the effort. She will be joined by a collaborative management team, including Larry Good of the Corporation for a Skilled Workforce and Holly Zanville of the George Washington University Program on Skills, Credentials & Workforce Policy, as well as representatives from the State University of New York, the University of North Carolina System, and the Colorado Department of Higher Education.



SUNY is Affordable But We Need to Keep it that Way

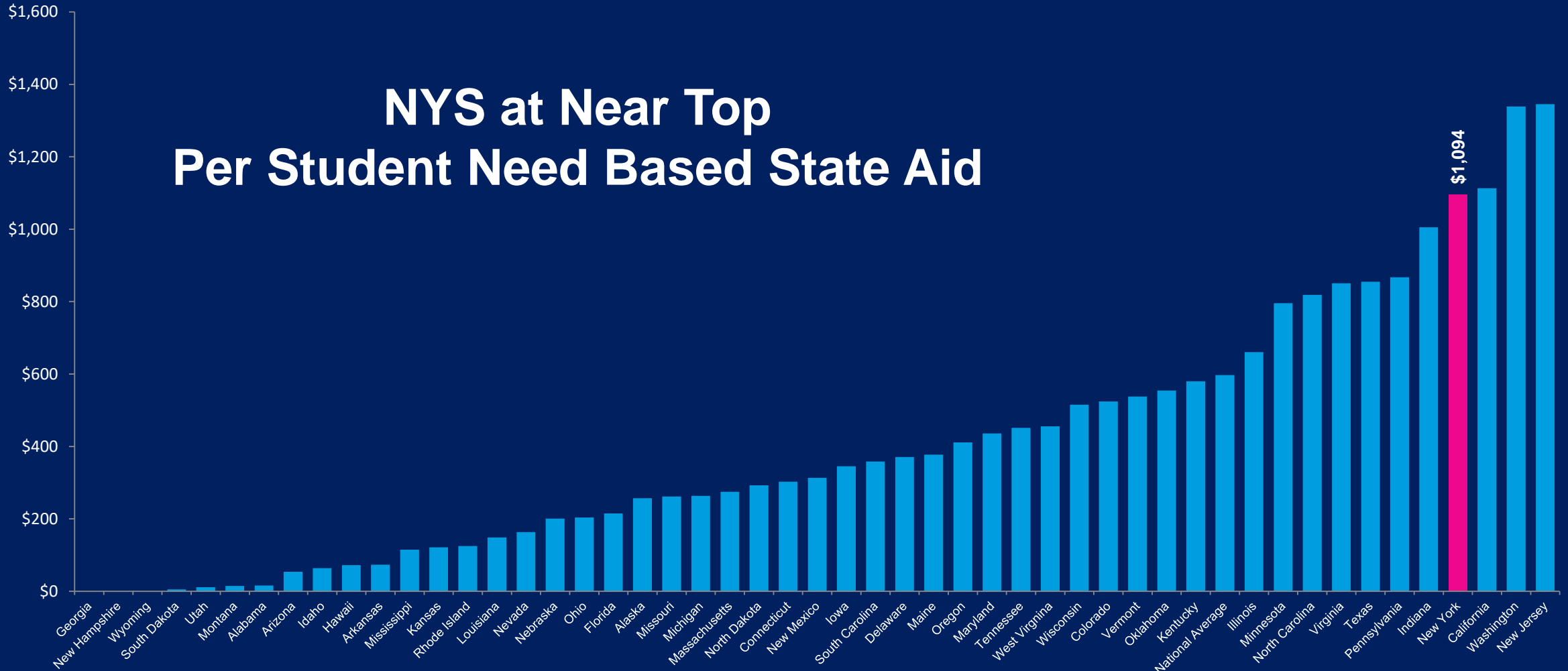
2021/22 Average Public Four-Year Resident Tuition and Fees
SUNY vs. 50 States, the District of Columbia, and Puerto Rico





SUNY is Affordable But We Need to Keep it that Way

NYS at Near Top Per Student Need Based State Aid





**The standard of education
ought to be elevated...
education is the chief of our
responsibilities.”**

**— Gov. William H. Seward, Annual Message
to the Legislature, 1839**





THE STATE UNIVERSITY OF NEW YORK

**Maintaining Quality, Equity, and
Affordability in Public Higher Education
throughout the Pandemic and Beyond**

Chancellor Jim Malatras
November 22, 2021