

PERMANENT CAPITAL CITY FUNDING

THE TIME IS NOW

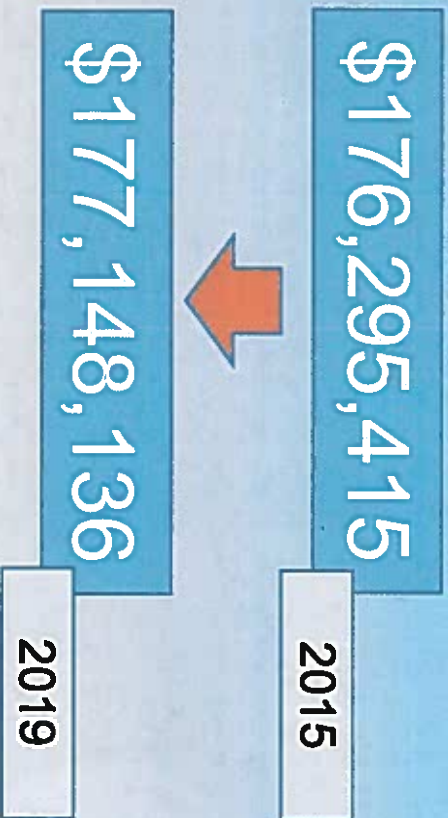


#FAIRSHARE4ALBANY

MAYOR KATHY SHEEHAN



FULFILLING OUR COMMITMENT



- Over the past 5 years, our budgets have increased by 0.48% combined
- That equates to an annual increase of 0.096% since 2015
- All of this happens with \$12.5M in Capital City Funding



THE TIME IS NOW

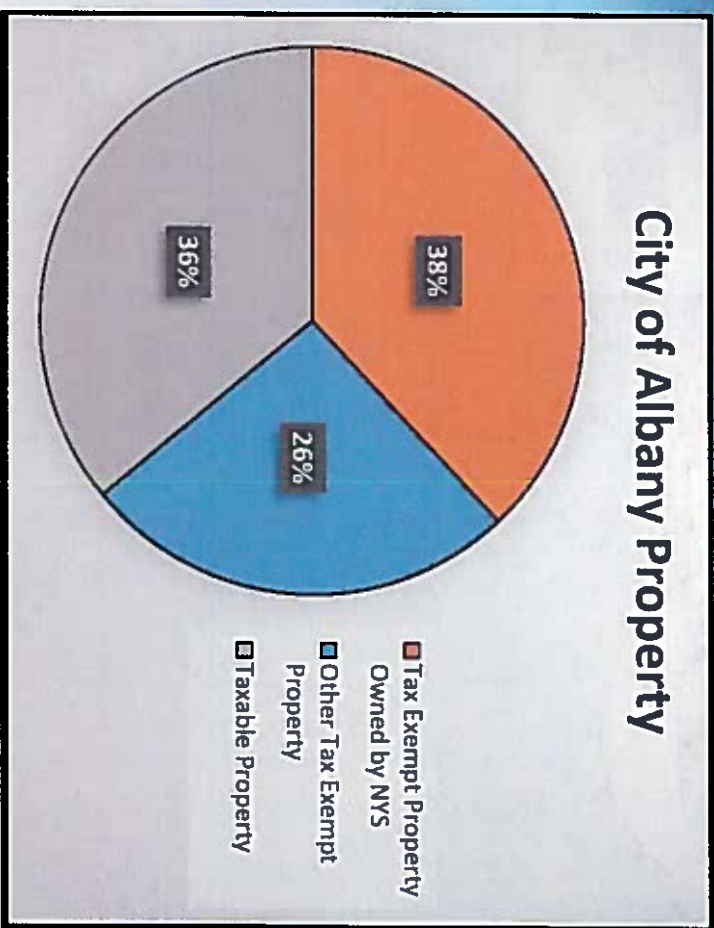


- New York's Capital City shouldn't be left behind as so much progress is made on important issues this session
- Albany shouldn't have to fight, year after year, for a baseline level of aid that every other city of our size enjoys by right



THE CASE FOR CAPITAL CITY FUNDING

- 64% of the property in Albany is tax-exempt, and NYS owns nearly 60% of the tax-exempt property
- Current NYS funding to Albany under Sec. 19-a of the Public Lands Law is equivalent to 0.29% of the value of NYS-owned property in Albany

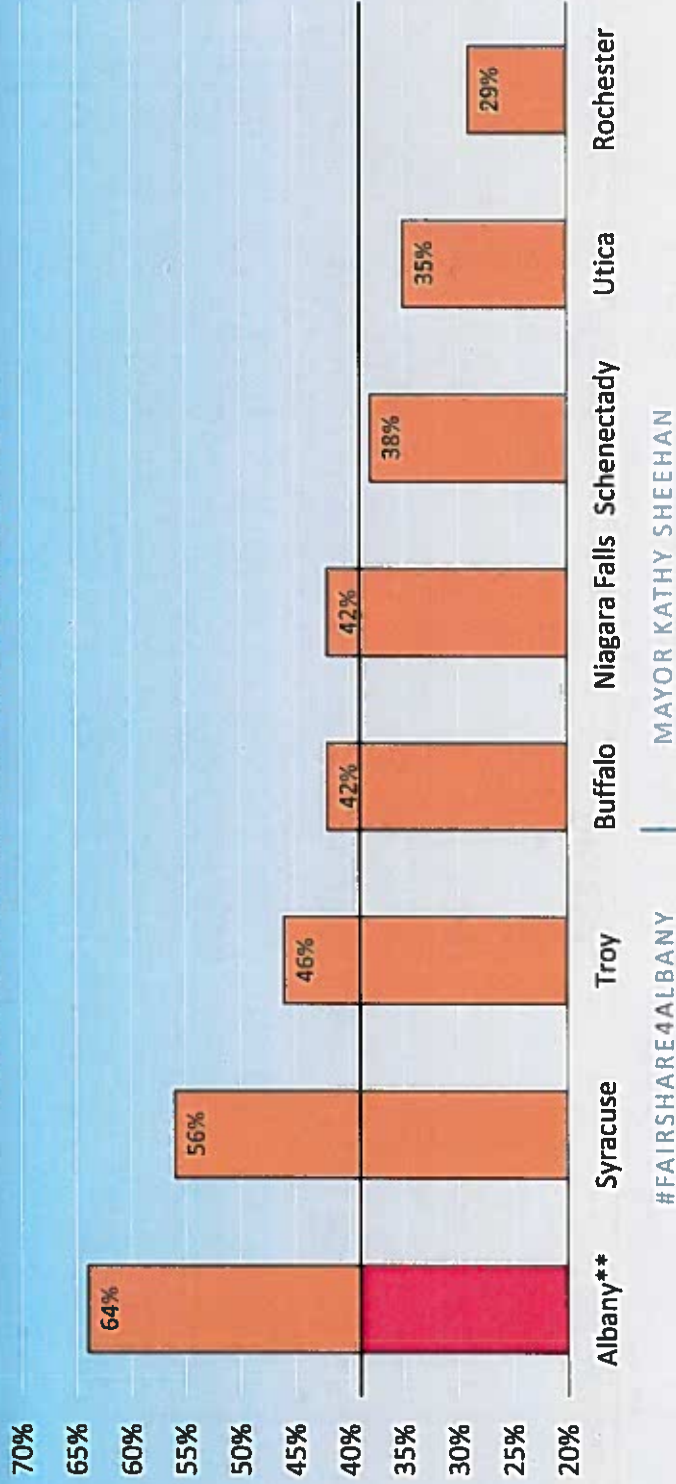




TAX EXEMPT PROPERTY

• NYS owns 38% of Albany's total property value – more than all the tax exempt property in Schenectady, Utica, or Rochester

Tax Exempt Property as a Percentage of Total Land Value*



#FAIRSHARE4ALBANY

MAYOR KATHY SHEEHAN



THE AMOUNT OF AIM ALBANY RECEIVES IS UNJUST

- The City of Albany receives less AIM per capita than any other upstate city with at least 48,000 residents

<u>City</u>	<u>Population (2017)</u>	<u>AIM Per Capita</u>
Buffalo	258,612	\$623.66
Syracuse	143,396	\$500.42
Rochester	208,046	\$424.11
Niagara Falls	48,460	\$367.20
Utica	60,635	\$265.70
Troy	49,565	\$247.74
Schenectady	65,625	\$169.44
Albany	98,251	\$128.32



AIM BY DAYTIME POPULATION

- The AIM per capita disparity among cities is even greater when taking into account daytime populations

<u>City</u>	<u>Daytime Population</u>	<u>AIM Per Capita</u>
Buffalo	357,181	\$451.55
Syracuse	213,686	\$335.81
Rochester	318,110	\$277.37
Utica	84,673	\$190.27
Schenectady	87,521	\$128.04
Albany	180,113	\$70.00



ALBANY CANNOT TAX ITS WAY OUT

- Buffalo's AIM is 11.1% of its combined city and school tax levy, yet Albany's AIM is 7.24% - this is simply unjust

<u>City</u>	<u>City Tax Levy</u>	<u>School Levy</u>	<u>Total</u>	<u>AIM Aid</u>	<u>AIM as % of Total Levy</u>
Buffalo	\$74,497,242	\$70,822,758	\$145,320,000	\$161,285,233	110.99%
Syracuse	\$34,706,575	\$65,372,787	\$100,079,362	\$71,758,584	71.70%
Rochester	\$59,537,400	\$119,100,000	\$178,637,400	\$88,234,464	49.39%
Utica	\$29,422,062	\$30,005,865	\$59,427,927	\$16,110,473	27.11%
Albany	\$58,550,000	\$115,514,377	\$174,064,377	\$12,607,823	7.24%



EVEN WITH 19-A...

- Albany receives less state aid as a percentage of its general fund than every large upstate city other than Schenectady

<u>City</u>	<u>Population (2017)</u>	<u>State Aid as % of City General Fund</u>
Buffalo	258,612	40.6%
Syracuse	143,396	31.3%
Rochester	208,046	25.9%
Utica	60,635	23.1%
Troy	49,565	22.9%
Niagara Falls	48,460	20.9%
Albany	98,251	16.4%
Schenectady	65,625	13.0%



WHEN SOME PEOPLE THINK OF ALBANY...



Albany County Census Statistics	
Med. Household Income	\$62,293
Per Capita Income	\$35,278
Poverty Rate	11.3%
Homeownership Rate	56.8%



#FAIRSHARE4ALBANY

MAYOR KATHY SHEEHAN



THE REAL CHALLENGES OF ALBANY



City of Albany Census Data	
Med. Household Income	\$43,790
Per Capita Income	\$27,632
Poverty Rate	24.5%
Homeownership Rate	37.2%



CLINTON SQUARE



Census Tracts 2 & 11 Census Data	
Med. Household Income	\$23,563
Per Capita Income	\$23,361
Poverty Rate	41.3%
Homeownership Rate	15.5%



#FAIRSHARE4ALBANY

MAYOR KATHY SHEEHAN



AIM PER PERSON IN POVERTY

- Why is a poor person in Buffalo worth nearly four times as much as a poor person in Albany?

City	Poverty Rate	People in Poverty	AIM/Person in Poverty
Buffalo	30.9%	79,111	\$2,018.31
Syracuse	32.6%	46,747	\$1,535.04
Niagara Falls	27.5%	13,327	\$1,335.27
Rochester	33.1%	68,863	\$1,281.30
Troy	26.1%	12,936	\$949.21
Utica	30.4%	18,433	\$874.00
Schenectady	21.0%	13,781	\$813.13
Albany	24.5%	24,071	\$523.77



PILOTS FROM NONPROFITS?



Albany still waits for voluntary payments from big tax-exempts

By Amanda Fries Published 3:44pm EDT, Tuesday, June 5, 2018



#FAIRSHARE4ALBANY

MAYOR KATHY SHEEHAN



HARRIMAN PILOT



The details: Highlights from Cuomo's budget proposal

Published 12:41 pm EST, Tuesday, January 15, 2019



<u>Harriman Development</u>	<u>PILOT Amount</u>
Wadsworth Lab	1% of Improvements & Acquisition Costs \$7,500,000
SUNY Albany ETEC College	\$1,800,000
Various Improvements & Renovations (Dept. of Ag. & Markets Lab, Building 5 Daycare, etc.)	\$2,400,000+
Total Assessed Land Value = \$80,551,200	\$805,512
Harriman PILOT Total	\$12,505,512



MAKE IT PERMANENT THE TIME IS NOW

I SUPPORT A FAIR SHARE
FOR ALBANY
MAKE IT PERMANENT
CAPITAL CITY FUNDING

#FAIRSHARE4ALBANY

MAYOR KATHY SHEEHAN

CAPITAL CITY FUNDING

THE TIME IS NOW



#FAIRSHARE4ALBANY

MAYOR KATHY SHEEHAN

